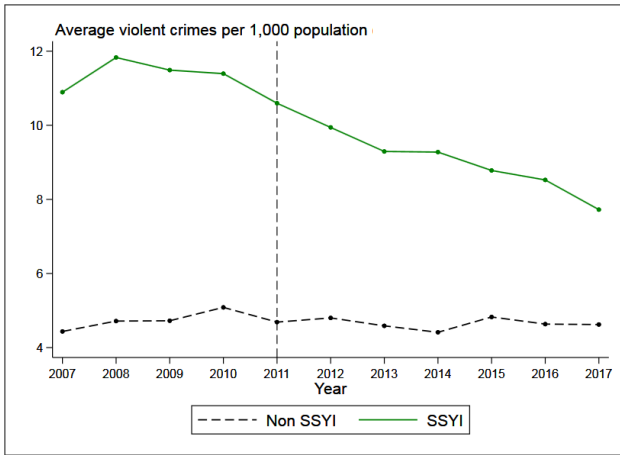


# Evaluation of the Safe and Successful Youth Initiative (SSYI)

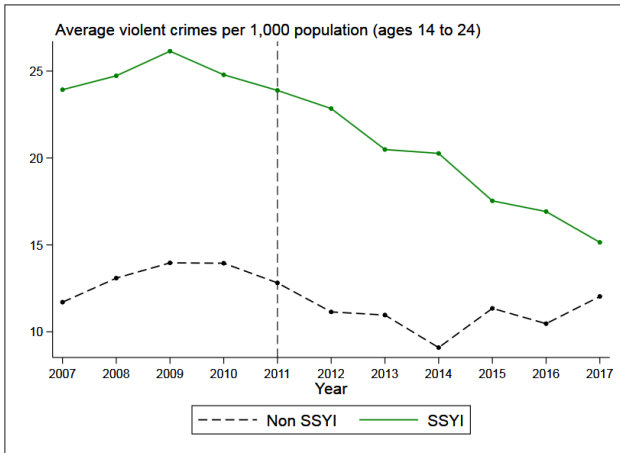
## Crime in SSYI Cities

Between 2012 and 2017, cities with SSYI funding saw annual violent offenses decrease by as many as 2.2 offenses per 1,000 population and annual violent crime victimizations decrease by almost 3.2 victimizations per 1,000 population for ages 14 to 24.\* While multiple efforts exist in cities to reduce violent crime, SSYI had a statistically significant impact on the reduction of annual violent offenses and victimization.

**Exhibit 1. Violent criminal offense rates, per 1,000 population (all ages) in SSYI and non-SSYI cities**



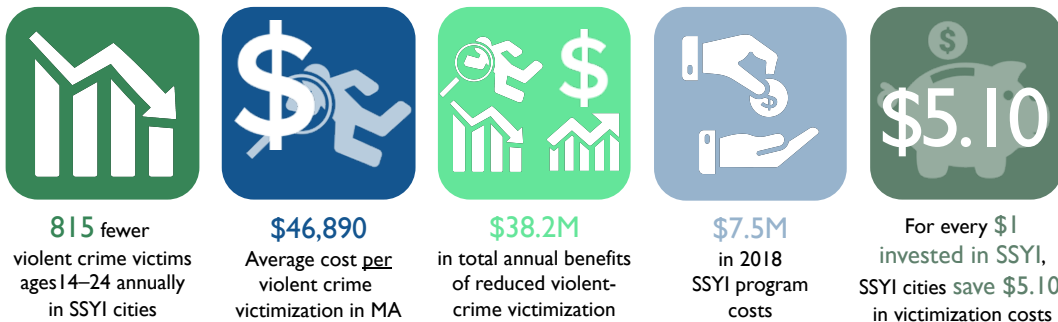
**Exhibit 2. Violent crime victimization rates, per 1,000 population (ages 14 to 24) in SSYI and non-SSYI cities**



## SSYI Cost-Benefit/Return on Investment

There were 815 fewer violent crime victims, ages 14 to 24,\* in SSYI cities in 2018, resulting in annual cost savings of \$38,243,359, against program expenditures of \$7,549,079. For every \$1 cities invested in SSYI, they saved \$5.10 in victimization costs.

**Exhibit 5. Cost-benefit results of SSYI on violent crime in SSYI cities**

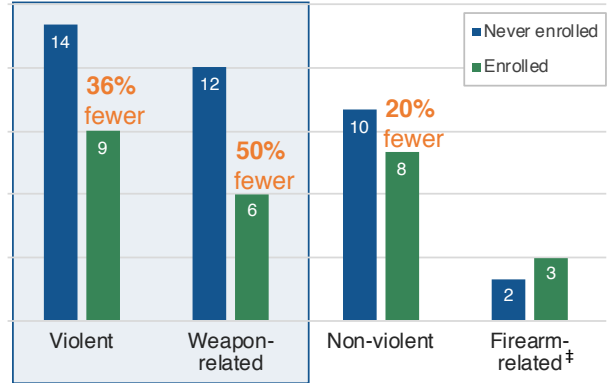


\*Youth ages 14–16 were eligible for SSYI prior to 2017.

## SSYI Client Criminal Histories

After 2012, clients enrolled in SSYI had 36% fewer violent offenses, including 50% fewer weapon-related offenses, and 20% fewer non-violent offenses than did young men identified for the program who never enrolled.

**Exhibit 3. Percent difference in average number of offenses in CORI data (n = 827)**



<sup>‡</sup>These are technical violations involving a firearm, not violent offenses.

## SSYI Client Experiences

Survey responses indicate clients experience positive life changes as a result of participating in SSYI.

**Exhibit 4. Changes in SSYI clients' lives since joining the program (n = 73)**

