


YOUTHWORKS 2017

SUMMER JOBS PROGRAM





Commonwealth Corporation is Massachusetts' public-private corporation dedicated to workforce development, youth development, and economic development. CommCorp strengthens the skills of Massachusetts youth and adults by investing in innovative partnerships with industry, education and workforce organizations. It seeks to meet the immediate and emerging needs of businesses and workers so that they can thrive in our dynamic economy. Commonwealth Corporation administers YouthWorks on behalf of the Executive Office of Labor and Workforce Development.

For more information about Commonwealth Corporation, please visit our website: www.commcorp.org.



YouthWorks 2017 – Summer Jobs Program

(FY2017 Budget, Line Item No. 7002-0012)

Submitted to General Court of the Commonwealth of Massachusetts

Winter 2018

Submitted by Commonwealth Corporation on behalf of the Executive Office of
Labor and Workforce Development

TABLE OF CONTENTS

YouthWorks 2017 At-a-Glance	5
What is YouthWorks?	5
Who Participated in YouthWorks 2017?	5
Overview of YouthWorks	6
Program Results	6
Basic Features of YouthWorks Programs	7
2017 YouthWorks Program Snapshots	10
Fall River	10
Northampton	11
Lowell	12
New Bedford	13
Framingham	14
Lawrence	15
Malden	16
Program Profiles	17
State–YouthWorks 2017 Profile	17
Berkshire–YouthWorks 2017 Profile	18
Boston–YouthWorks 2017 Profile	20
Bristol–YouthWorks 2017 Profile	22
Brockton–YouthWorks 2017 Profile	24
Cape–YouthWorks 2017 Profile	26
Central MA–YouthWorks 2017 Profile	28
Framingham–YouthWorks 2017 Profile	30
Franklin Hampshire–YouthWorks 2017 Profile	32
Greater Lowell–YouthWorks 2017 Profile	34
Greater New Bedford–YouthWorks 2017 Profile	36
Hampden–YouthWorks 2017 Profile	38
Merrimack–YouthWorks 2017 Profile	40
Metro North–YouthWorks 2017 Profile	42
North Central–YouthWorks 2017 Profile	44
North Shore–YouthWorks 2017 Profile	46
South Shore–YouthWorks 2017 Profile	48

WHAT IS YOUTHWORKS?

YouthWorks is a state-funded youth employment program that helps teens and young adults get the skills and experience needed to find and keep jobs. Participants take part in paid short-term work placements during the summer and/or school year at public, private, and non-profit worksites. The program serves income-eligible teens and young adults aged 14 to 21, living in 31 targeted cities across Massachusetts.

Regional workforce development boards and their youth-serving partners (typically high schools and community-based organizations) operate YouthWorks programs. Staff recruit young people and engage employers that can offer meaningful work opportunities with supportive adult supervision. Program operators add value by training youth in employability skills using a structured curriculum called Signal Success, checking in regularly with employers, and offering support that keeps youth successful in their short-term work placements.

YouthWorks placements often serve as a young person's first job. As a result of the program, teens and young adults learn about job expectations, how to relate to supervisors and co-workers, and how to take the next steps in obtaining a job on their own.



WHO PARTICIPATED IN YOUTHWORKS 2017?

4,014 youth in over 31 cities in Massachusetts successfully completed summer employment opportunities as part of the 2017 YouthWorks program.

School Status: Most participants were in high school or middle school (91%). Approximately nine percent of participants were not in school (3% had already graduated high school but were not enrolled in post-secondary programs; 3% were enrolled in a post-secondary programs; 1% were in GED programs; and 1% had dropped out of high school).

Of 3,652 in-school participants in the summer program, close to 8% were enrolled in middle school; 57% were in ninth or tenth grades; and 35% were high school juniors or seniors.

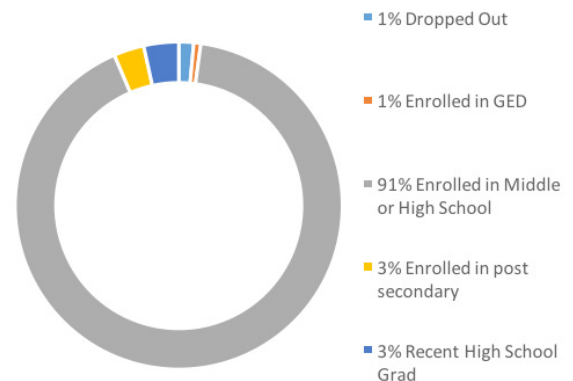
AGE, GENDER, RACE ETHNICITY

Forty-nine percent of YouthWorks participants were in the 16-17 age range; approximately 25% were aged 14-15, and 26% were aged 18-21. The gender balance was even: 50% of participants were female and 50% were male.

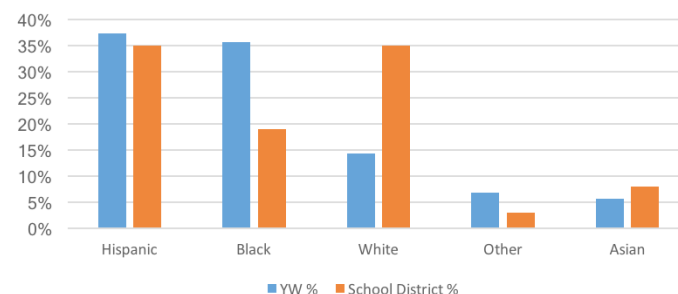
African-American and Hispanic youth held a high percentage of YouthWorks summer jobs: 73% of all summer job program participants were African-American or Hispanic.

The percentage of African-American YouthWorks participants (35%) was close to 50% above the share of the African-American public school population within the 31 YouthWorks cities (19%).

SCHOOL STATUS



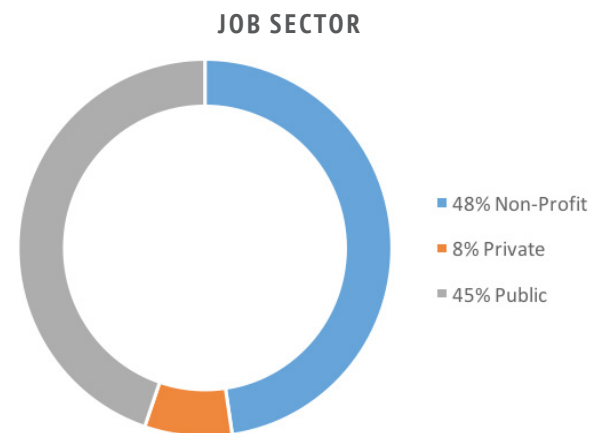
RACE/ETHNICITY



JOB PLACEMENT

The majority (48%) of young people participating in the YouthWorks summer program were placed in job opportunities in non-profit organizations. Approximately half (45%) of the jobs opportunities represented placements in the public sector (28%). Eight percent of placements were made in the private sector.

Over 50% of all youth worked in jobs in two employment categories: 39% in direct child care--serving as a summer camp counselor or other youth leader; 12% of jobs were involved in maintenance, janitorial, clean-up, lawn care, or landscaping.



OVERVIEW OF YOUTHWORKS—STATE-FUNDED YOUTH JOBS PROGRAM

This report includes an overview of the program; snapshots of youth participants; and local statistical profiles of participants in the Summer 2017 YouthWorks program.

LEGISLATIVE CONTEXT

A YouthWorks appropriation of \$10.2M was included in the FY17 budget as a line item. The FY2017 budget for the Commonwealth of Massachusetts included the following line items respectively:

Line Item No. 7002–0012 of the FY2017 budget provided:

For a youth-at-risk program targeted at reducing juvenile delinquency in high risk areas of the commonwealth; provided that these funds may be expended for the development and implementation of a summer and year-round employment program for at-risk youth; provided further, that \$500,000 of these funds shall be matched by private organizations; provided further that these funds shall be available for expenditure through September 1, 2017 *\$10,200,000*

Local program allocations for the summer of 2017 totaled approximately \$9M. The remaining funding provided in the FY2017 budget was allocated to year-round programs in the 2017-2018 fall through spring period that will place approximately 100 teens and young adults.

PROGRAM RESULTS

Table One (page 7) presents summary statewide information on the funding allocations provided to eligible areas and on summer program enrollments. Allocations for the YouthWorks summer program were distributed to eligible cities using a formula that incorporates the relative share of youth aged 14–21 who live below the poverty level, using data from the American Community Survey.

The statewide and local statistical profiles contain more detailed data on the demographic background and characteristics of YouthWorks participants.

All participant data presented in the state and local statistical profiles represent information reported by local communities through Commonwealth Corporation's YouthWorks database. Each analytical table includes all data reported for participants in the region. Not all information was reported for every youth participant.

TABLE ONE: 2017 YOUTHWORKS SUMMER PROGRAM ALLOCATIONS AND ENROLLMENTS

Local Workforce Area	Eligible Cities	Total Funds Committed	Targeted Number of Jobs	Actual Number of Youth Jobs
Berkshire	Pittsfield	\$129,018	47	29
Boston	Boston	\$2,707,500	992	1,278
Bristol	Fall River, Taunton	\$495,682	182	200
Brockton	Brockton	\$309,694	113	152
Cape and Islands	Barnstable	\$75,046	27	27
Central Mass	Worcester	\$602,854	221	273
Franklin-Hampshire	Northampton	\$59,626	22	22
Greater Lowell	Lowell	\$427,489	157	210
Greater New Bedford	New Bedford	\$430,916	158	166
Hampden County	Chicopee, Holyoke, Springfield, Westfield	\$1,254,282	460	513
Merrimack	Haverhill, Lawrence	\$625,642	227	227
Metro North	Cambridge, Chelsea, Everett, Malden, Revere, Somerville	\$721,763	264	323
Metro South West	Framingham	\$103,745	38	41
North Central	Fitchburg, Leominster	\$278,853	102	101
North Shore	Lynn, Salem, Peabody	\$495,682	182	232
South Shore	Plymouth, Quincy, Weymouth	\$307,210	113	117
Total			3,307	4,014

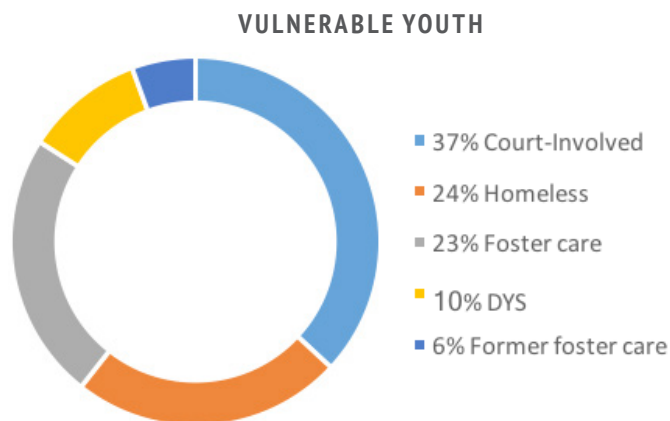
BASIC FEATURES OF YOUTHWORKS PROGRAM

Eligibility to Apply for Funds: The YouthWorks Program was limited to the 31 cities with the highest number of youth in poverty—cities and towns where low-income youth are especially in need of ensuring access to summer job opportunities. These cities are part of “workforce development areas” represented by a regional workforce development board. Targeted cities and the workforce development board where those cities are located work together to design the application and manage local YouthWorks programs. This partnership helps encourage local communities to coordinate the summer jobs resources with broader youth strategies.

Eligibility of Youth to Participate: Participation in the YouthWorks program is limited to youth aged 14–21 whose family income for the most recent six-month period does not exceed the annual equivalent to be eligible to receive a free or reduced lunch in the National School Lunch Program. This is approximately equivalent to an annual income of just over \$49,000 for a family of four (income thresholds vary by family size). YouthWorks partners were asked to focus 20% of their targeted job opportunities to vulnerable youth who include young people with the following characteristics:

- ◆ Court-involved youth (on juvenile probation, gang involved, CRAs, juvenile arrest)
- ◆ DYS Committed youth
- ◆ Homelessness
- ◆ Having aged out of foster care, or being close to aging out of foster care
- ◆ Foster care

Of the **775** vulnerable youth served by YouthWorks programs, **37%** represented court-involved youth; **24%** were homeless; **23%** were in Foster Care



In addition to targeting vulnerable youth for 20% of available placements, grantees were asked to recruit youth who demonstrate at least one additional risk factor beyond family income level. For purposes of this program, such risk factors were defined as:

- ◆ Poor academic performance or a school dropout
- ◆ Being the child of a single parent
- ◆ Having disabilities or special needs
- ◆ Lack of fluency in English
- ◆ Being a teen parent

The numbers and percentages of youth with these risk factors are included in the state and local statistical profiles.



Program Activities: The primary component of the YouthWorks program is subsidized employment. Work placements can be made at public agencies, departments and authorities, non-profit organizations, and private-sector settings. Participants are employed up to 30 hours per week over a six- or seven-week period during the summer. Participants could be employed in the summer component beginning as early as June 1, 2017, and ending as late as September 1, 2017. Hourly wages were required to be no less than the Massachusetts minimum wage of \$11.00 per hour.

In addition to funding local workforce agencies to pay wages and stipends for jobs, YouthWorks provides funds for program operators to conduct employer outreach and engagement, youth recruitment, and supervision of youth on the job.

Local workforce areas and their partners also offer youth employability training. Young people take part in at least 15 hours of job readiness training with a state-mandated curriculum, either prior to being placed in a job, or while they are employed to help

them acclimate to their jobs and learn new skills.

Work-Readiness Curriculum and Assessment: All workforce areas that receive YouthWorks funding are required to use a structured work-readiness curriculum that builds an essential body of skills and knowledge valued by employers. The curriculum, Signal Success, is a hands-on workshop-based program that supports young people's success in getting and keeping a job.

Based on research conducted with employers across the state, the curriculum focuses on soft skills such as communication, collaboration, dependability, and initiative identified as key skills most sought by employers. Training workshops and coaching for program staff on using the curriculum in YouthWorks programs is conducted annually.

Program Staffing: Grant recipients were required to ensure that youth placed in job sites received adequate supervision; localities were permitted to hire and assign staff as work site supervisors and case managers.

Allowable Expenditures: Not less than 65% of the total funds provided under this program were required to be spent on wages and stipends paid to eligible youth. Up to 30% of the total funds provided under this program could be spent on salaries and related personnel costs of outreach, counseling, instructional and job site supervisory staff; and instructional materials. Each grant recipient was permitted to retain 5% of its grant funds for local management, oversight, reporting and record keeping, and monitoring.

Private-Sector Match: Each of the two YouthWorks appropriations in the 2017 program required a \$500,000 match from private sector sources. Overall, communities counted over \$2,287,000 in local match.



FALL RIVER

Groundwork Southcoast

YouthWorks participants from Fall River placed at Groundwork Southcoast helped in the development of a scenic bike route on the path of an old train track running from Fall River to Westport. Young people researched the impact of people on the route's natural environment and conducted outreach with the public to find out what activities would draw them to the bike route. They also cleaned up areas that will become part of the destination bike route designed to link towns between Rhode Island and Cape Cod. Most of the teens lived nearby and were proud of the work they did to promote this project. "We are making a difference with environment: we clear an area and the next day we see other people cleaning up after themselves," said Tyler (19).



“We are making a difference with environment: we clear an area and the next day we see other people cleaning up after themselves.” -Tyler (19)



Battleship Cove

The 16 participants placed at Fall River's Battleship Cove, a maritime museum aboard five celebrated battleships, did a combination of maintenance work and customer service at the National Historic Site. Staff looked for young people who stood out, "we look for a good work ethic, good verbal communication, and good customer service," said Stephen Ponte, the teen crew's supervisor. The site hires a few of the young adults after the summer on a permanent basis. Several of the YouthWorks participants reported that their favorite part of the job was interacting with the community, learning the history, and understanding the responsibility of having a job.

NORTHAMPTON

Meals on Wheels

Andrew Hadley, a rising junior at Northampton High School, was placed at the Meals on Wheels program operated by Highland Valley Elder Services. While not sure what he wanted to do as a career, he humorously pointed out that it will not be kitchen work. Nonetheless, Andrew learned he had what it takes to get the job done. “What I learned in the last few weeks is that my thumb is harder than I thought it was. I had to shell 120-130 hard-boiled eggs for egg salad,” Andrew remarked. He also noted that information in the Signal Success employability training on effective communication, particularly using eye contact and body language, helped him when talking to others at the work site.



US Department of Fish and Wildlife

Tazah Garcia, a recent graduate of Northampton High School, plans to enroll in the Job Corps program to become a Certified Nurse Assistant and, perhaps, enter the Air Force. The poised 18 year-old talked with confidence about her job responsibilities working the mail room of the USDFW. She explained how this work experience helped her open up more and made it easier for her to ask for help. “I like interacting with all the people. When I’m dropping off packages I meet people working in all the offices – law enforcement, budgeting and finance, fisheries,” Tazah related. She will remember what she learned from the mock interviews in the YouthWorks trainings, particularly the advice around how to dress, typical questions asked, and how to respond.



“ I like interacting with all the people. When I’m dropping off packages I meet people working in all the offices – law enforcement, budgeting and finance, fisheries.” -Tazah (18)



Assemble Lab

Assemble Lab helps emerging fashion designers develop and manufacture small-batch products. The company offers an array of services from pattern-making, sewing, to sourcing and production management. Shanoi Mowatt (18) and Annah Phen (18) were excited to be placed at Assemble Lab. Shanoi described herself as “into fashion and organized.” She brought her eye for what is stylish and on trend to the job. Annah is detail-oriented and creative, “There’s a lot of organization that goes on here so it’s important to make sure the details are right. They ask for our opinions.” Fashion world insiders and co-founders of Assemble Lab Sharon Drelick and Sharon Blumsack were impressed with Shanoi and Annah’s initiative and communication skills. They involved the teens in meetings and asked for their advice and input. “They’ve been a ton of help, and we would definitely be interested in working with YouthWorks again” said Blumsack.

“ They’ve been a ton of help, and we would definitely be interested in working with YouthWorks again.”

-Shannon Blumsack, Assemble Lab Co-founder

Lowell Regional Wastewater Utility

The Lowell regional wastewater department is a city-run utility that manages Lowell’s wastewater and storm water transport and treatment systems in a cost effective and environmentally safe manner. The operation is multifaceted involving a range of professionals from engineers and clean energy scientists to maintenance and other operations staff. Six YouthWorks participants were placed at the wastewater utility. The supervisor, James Plummer, was impressed with this year’s crew, “They’re all great kids; most haven’t had formal work experience. The skills they need to succeed include public speaking and communication. If people are unsure of their assignment, they have to be able to ask for clarity,” he said. Van Soy (17) learned the process for testing for safe water. “I thought it was easy, but it takes five days,” he stated. Luis Baez (17) reported bringing good employability skills to the job: he never called out sick, had a positive attitude, and did what was expected of him. He also revealed that he gave most of his paycheck to his mom because she’s not working and his brother is looking for work.



NEW BEDFORD

New Bedford Community Boating

For the YouthWorks participants placed at New Bedford Community Boating, the summer job is a chance to develop teaching skills, hone customer-service know-how, and give back to their communities. Tanner Rosa (18) said that he “taught kids not to be afraid of the water and enjoy the ride.” He also learned how to race a national junior regatta and took part in hosting the Buzzards Bay 420 Championship for sailors ages 8-18 that involved 200 boats. Executive Director Andy Herlihy had complete faith in his crew’s ability to lead the Summer Youth Sailing Program that serves up to 500 children each summer. The program is designed to use sailing and boating to instill life lessons and environmental stewardship to children in New Bedford.



New Bedford City Maintenance

John Andre, better known in New Bedford as Buddy, inspires young people to take part in city clean-up and beautification. Buddy works with city maintenance and police to clean up areas that need it most. YouthWorks participants cleared brush in parks and walkways to make green spaces more inviting to their community. Crew member Jaeda Chase remarked, “This is my first job. I’m proud of what we’ve done. The ‘before and after’ photos say it all. I’m learning about teamwork and communication. You have to talk to people to things done. You can’t keep it to yourself.”

“ This is my first job. I’m proud of what we’ve done. The ‘before and after’ photos say it all. I’m learning about teamwork and communication. You have to talk to people to things done. You can’t keep it to yourself.”

-Jaeda (16)



Chocolate Therapy

Jenasis Valenzuela (16) and Baby Lenga Kalembe (19) not only learned to make artisan chocolates at boutique chocolatier Chocolate Therapy of Framingham, they also learned what it takes to thrive in a workplace that values quality and respect for all employees. Owner Gail Griffin got involved in the YouthWorks program because she liked being a mentor in her former life as a corporate professional. “I wanted to help them, but it also helped us,” she explained about the experience with the teens. Jenasis noted that learning how to accept constructive feedback on the job was key, “I know how to ask questions – it’s better to ask than not be sure.” Baby found that the Signal Success training showed her the difference between what skills you think you have and the skills you really have. She initially thought she was a leader and outgoing, but when put in certain situations noticed she was quiet and would wait for instructions. Both workers did their share of prep work and cleanup in addition to chocolate making. But they had fun too, as Baby remarked, “this is a family place and very supportive. It’s fun—we’re always laughing!”

Framingham High School Summer Food Service Program


The Framingham High School Summer Food Service Program depends on their YouthWorks summer employees. On a busy day, the program will serve as many as 2,500 lunches resulting in 55,000-60,000 lunches over the course of the summer. “Having YouthWorks participants is pivotal to this operation. They are a major linchpin in making this work,” claimed the site supervisor, Brendan Ryan who is the Food Service Director of Framingham Public Schools. Ariamshelly Ortiz (16) knows this job will help her get another job. “It gives you experience to put on your resume,” she remarked. She also learned that school lunch programs are hard work, “This job helped me to understand how the school and food service works. I thought everything came in bags, but that’s not the case here.”



LAWRENCE

Muñoz Auto Body

This is the first year that Muñoz Auto Body participated as a YouthWorks employer partner in the Lawrence program. Jose Muñoz's wife told him about the opportunity and he wanted to help out. Muñoz is committed to teaching the youth the trade, and says he would be willing to offer them work after the program ends. He admitted that he had to keep the 15-year-olds busy, but he says that both teens were eager to learn and work. Antonio noted that he had picked a lot of new skills, "I learned how to use the tool to push out dents; and techniques and tools for sanding and painting." Derek reflected on what he learned about managing customer expectations, "always be on point and always be good to customers and if you don't have it, say you don't have it." Muñoz would participate in the program again next summer. "It's important to give back to the community, and offering this opportunity is one way to do that," he said.



Bell Tower Café

This is the second summer the busy Bell Tower Café has accepted YouthWorks placements. Its location makes it an ideal breakfast/lunch spot for the surrounding offices and businesses. The owner, Deborah Gurry, was invested in the success of Alyssa and Charles. She sees the café as a great opportunity for the teens to figure out their interests and strengths, particularly in food service. Charles learned how to make smoothies and work the cash register. He also learned an important life skill, "I wanted to learn how to cook so I could do it at home." Gurry was happy to accommodate if the teens asked for a chance to try a new task such as cooking or making smoothies. More than just a boss, she saw herself as a mentor, even giving advice about transportation, spending, and saving.

MALDEN

Building a “Tiny House”

A group of YouthWorks participants in the Malden program contributed to building an energy efficient “tiny house” as part of a longer school year project to learn about green construction, efficiency, and clean energy use. The project was a partnership between Malden High School, Tufts University, the City of Malden, and the Mass Clean Energy Center. The construction of the tiny house began in the “Maker Space” at Malden High School and later moved onto the grounds of the high school. The students made use of 3D printers, robotics, microcontrollers and electronics, and a fully-functioning woodshop to plan and construct the house. Randy Chreung (17) explained that the building of the tiny house was a collaborative effort, “we learned how to design and build this house and how to work together. It took creative thinking to figure out solutions. Today we came up with a great way to make sure the shingles are even.” Students like Randy also had the opportunity to earn pre-apprenticeship hours through their work on the tiny house through an agreement with the Division of Apprentice Standards.



CAMBRIDGE



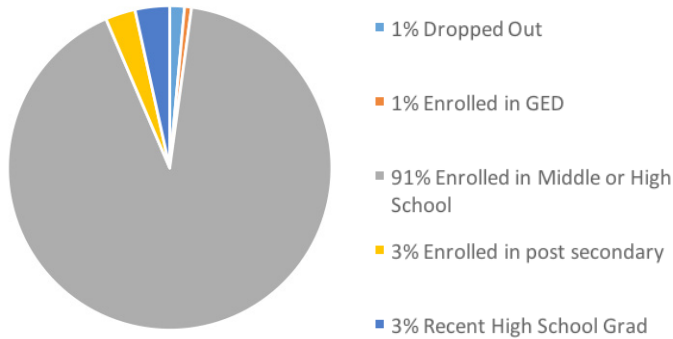
Cambridge Community TV

Mystikal Scalzi (20), a film student at Ithaca College, spent the summer working at Cambridge Community TV (CCTV). Her interest in film and media production was sparked when she was a high school student at the Cambridge Rindge and Latin High School. “We hired her for her production skills,” said Jordy Brazo, CCTV’s youth media coordinator. “She was an asset to what we needed to get done,” he added. For Mystikal, the YouthWorks placement was her first opportunity to put together the filming, editing, and production process for TV. One of her projects was creating a promo for CCTV. “This job gave me the opportunity to do it all—and make a lot of the creative decisions,” Mystikal observed.

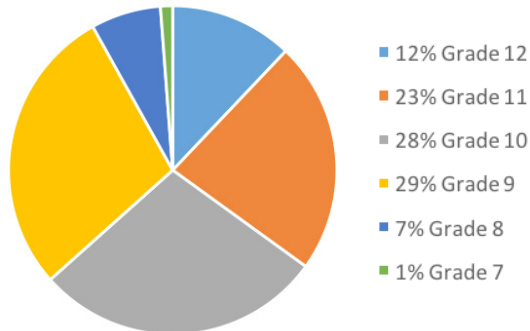
STATE - YOUTHWORKS 2017 PROFILE

Total Number of Youth Served in 2017: **4,014**

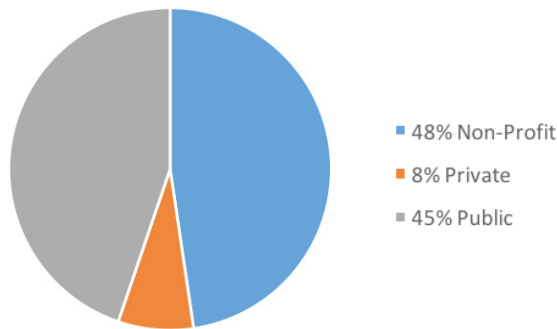
SCHOOL STATUS OF YOUTHWORKS PARTICIPANTS



GRADE LEVEL OF YOUTHWORKS PARTICIPANTS

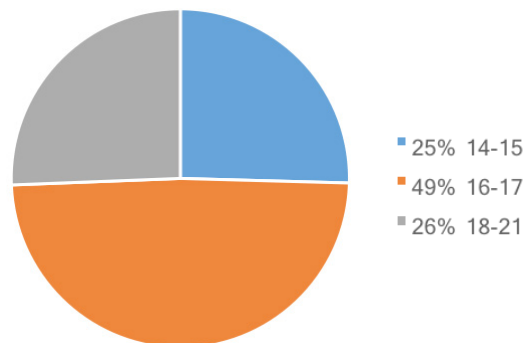


PLACEMENTS BY JOB SECTOR



AGE OF YOUTHWORKS PARTICIPANTS

(Missing Data 1%)



Gender and Ethnicity of Participants

Ethnicity	Female #	Female %	Male #	Male %	Total #	Total %
Asian	109	3%	108	3%	217	6%
Black	681	18%	698	18%	1379	36%
Hispanic	745	19%	698	18%	1443	37%
Other	144	4%	124	3%	1443	7%
White	257	7%	297	8%	1443	14%
Totals	1936	50%	1925	50%	3859	100%

Risk Category of Youth Participants

(Youth may be counted more than once)

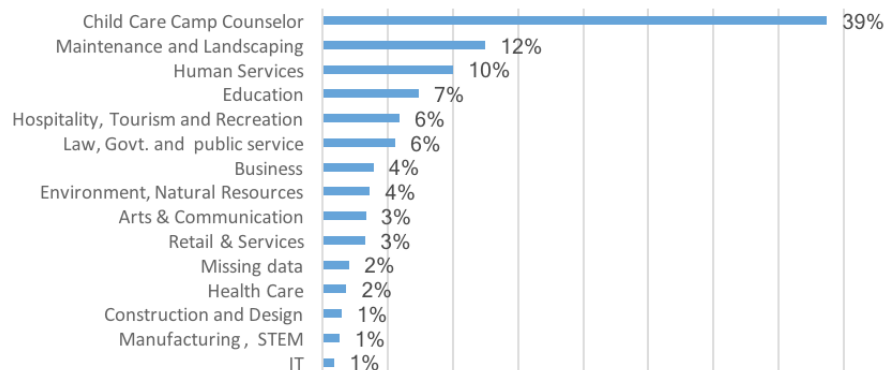
Risk Category	#	%
Court-Involved	285	7%
Disability	539	13%
DYS	81	2%
English Learner	325	8%
Former foster care	43	1%
Foster care	181	5%
Homeless	185	5%
Poor academics	607	16%
Single Parent Household	1847	47%
Parent	45	1%
No Barriers	616	16%
Totals	4,738	

Ethnicity Comparison for YouthWorks Participants

Diversity	YW#	YW %	School Districts %
Black	1379	36%	19%
Hispanic	1443	37%	35%
White	555	14%	35%
Asian	217	6%	8%
All Other	265	7%	3%

Total Youth Wages: \$6,317,500

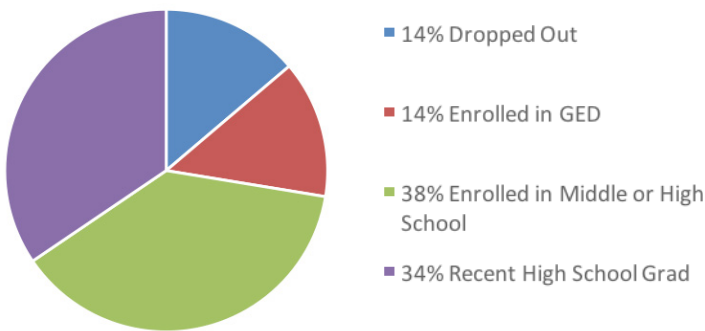
PLACEMENTS BY JOB CATEGORY



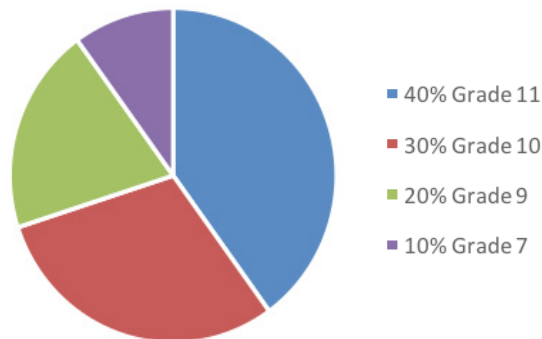
BERKSHIRE (PITTSFIELD) - YOUTHWORKS 2017 PROFILE

Total Number of Youth Served in 2017: 29

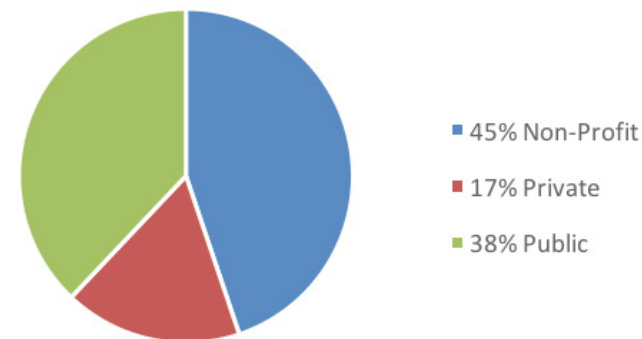
SCHOOL STATUS OF YOUTHWORKS PARTICIPANTS



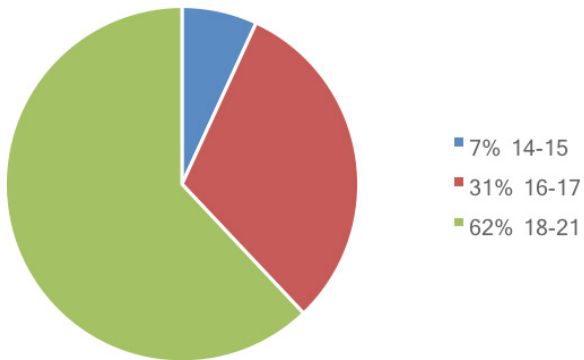
GRADE LEVEL OF YOUTHWORKS PARTICIPANTS



PLACEMENTS BY JOB SECTOR



AGE OF YOUTHWORKS PARTICIPANTS



Gender and Ethnicity of Participants

Ethnicity	Female #	Female %	Male #	Male %	Total #	Total %
Black	2	7%	6	21%	8	28%
Hispanic	1	3%	0	0%	1	3%
White	8	28%	9	31%	17	59%
Asian	0	0%	0	0%	0	0%
All Other	2	7%	1	3%	3	10%
Totals	13	45%	16	55%	29	100%

Risk Category of Youth Participants

(Youth may be counted more than once)

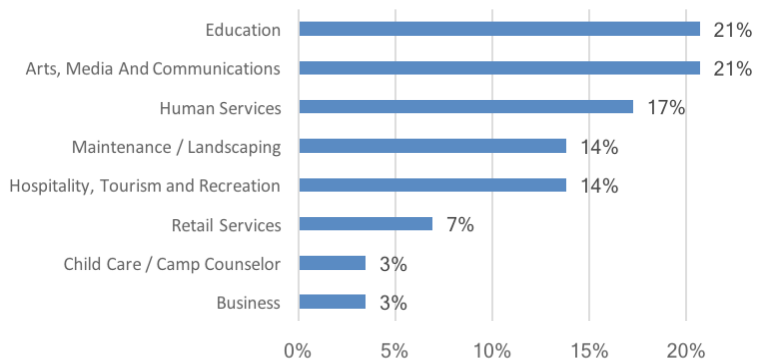
Risk Category	#	%
Court Involved	1	3%
Disability	8	28%
DYS	0	0%
English Language Learner	0	0%
Former Foster	2	7%
Foster	5	17%
Homeless	2	7%
Poor Academics	2	7%
Single Parent Household	5	17%
Parent	2	7%
No Barriers	2	7%
Totals	29	

Ethnicity Comparison for YouthWorks Participants

Diversity	YW#	YW %	School Districts %
Black	8	28%	12%
Hispanic	1	3%	9%
White	17	59%	71%
Asian	0	0%	2%
All Other	3	10%	6%

Total Youth Wages: \$90,312

PLACEMENTS BY JOB CATEGORY



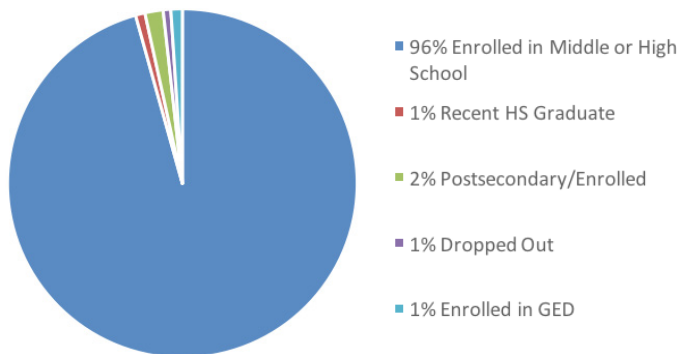
BERKSHIRE - YOUTHWORKS SAMPLE EMPLOYERS

Barrington Stage	Lanesboro Elementary School
Berkshire Medical center	Marshalls
Boys and Girls Club	Mildred Elley
Christian Center	Riverview Homes
Cranwell	Roots
Girls Inc	Salvation Army
Goodwill	US Taekwondo
Hotel on North	YMCA
Jacobs Pillow	

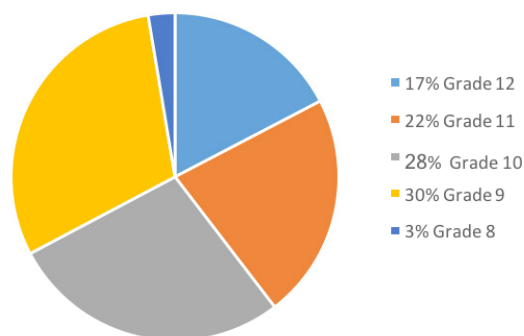
BOSTON - YOUTHWORKS 2017 PROFILE

Total Number of Youth Served in 2017: **1,278**

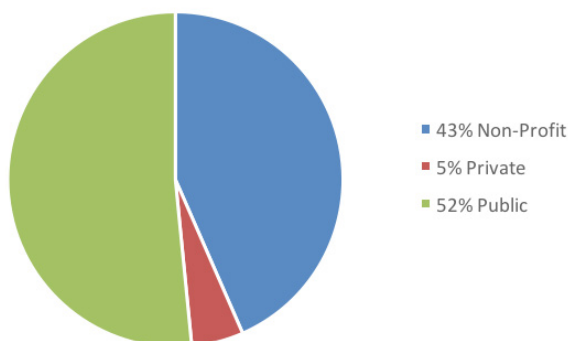
SCHOOL STATUS OF YOUTHWORKS PARTICIPANTS



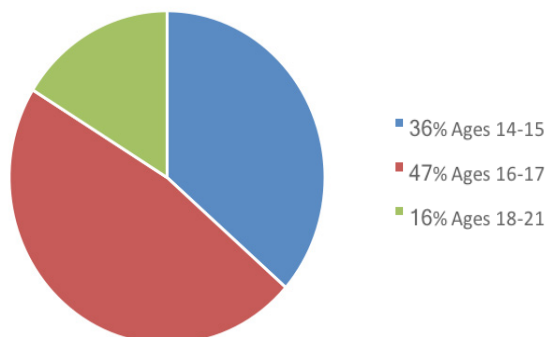
GRADE LEVEL OF YOUTHWORKS PARTICIPANTS



PLACEMENTS BY JOB SECTOR



AGE OF YOUTHWORKS PARTICIPANTS



Gender and Ethnicity of Participants

Ethnicity	Female #	Female %	Male #	Male %	Total #	Total %
Black	334	26%	340	27%	674	53%
Hispanic	203	16%	157	12%	360	28%
White	61	5%	65	5%	126	10%
Asian	27	2%	35	3%	62	5%
All Other	25	2%	20	2%	45	4%
Totals	650	51%	617	49%	1,267	100%

Risk Category of Youth Participants

(youth may be counted more than once)

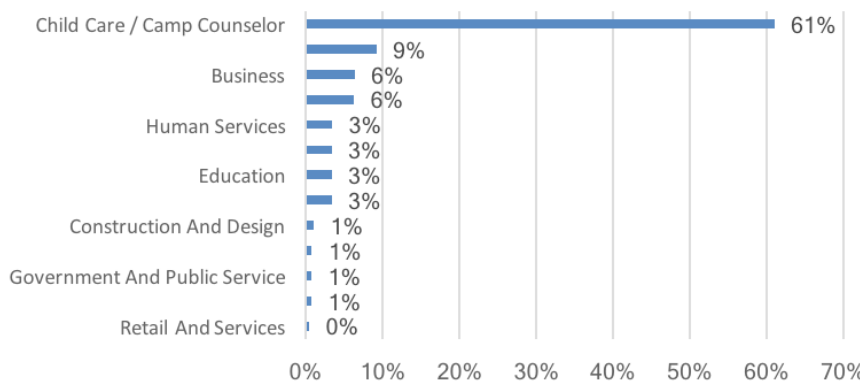
Risk Category	#	%
Court Involved	76	6%
Disability	164	13%
DYS	51	4%
English Language Learner	137	11%
Former Foster	17	1%
Foster	24	2%
Homeless	95	7%
Poor Academics	409	32%
Single Parent Household	761	60%
Parent	9	1%
No Barriers	0	0%
Totals	1,743	

Ethnicity Comparison for YouthWorks Participants

Diversity	YW#	YW %	School Districts %
Black	674	53%	35%
Hispanic	360	28%	40%
White	126	10%	12%
Asian	62	5%	10%
All Other	45	4%	2%

Total Youth Wages: \$1,895,250

PLACEMENTS BY JOB CATEGORY



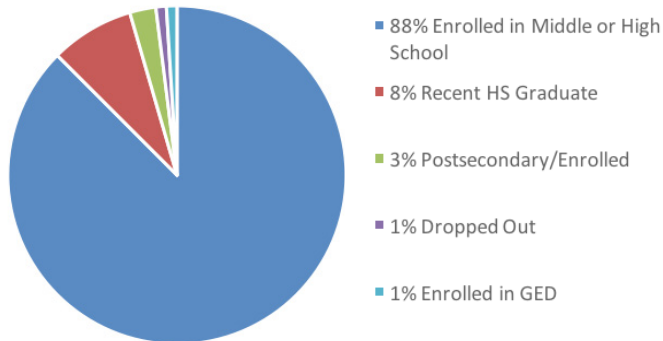
BOSTON - YOUTHWORKS SAMPLE EMPLOYERS

5 Star Leadership	City School	MassCOSH (Coalition for Occupational Safety and Health)
African Repertory Troupe/Research	College Bound Dorchester	Mattahunt Community Center
Anthony D. Perkins Community Center	Common Wheels Bicycle Collective/Mobile Bike shop	Mattapan Teen Center
Baraka Community Wellness/Grove Hall Farmers Market	Commonwealth Tenants, Inc.	Metro Boston Alive
BCYF Blackstone Community Center: Summer Fun Stop Supervisor	Community Academy	Mother Clarac Daycare
Bird Street Community Center	Community Boating, Inc./Youth Program	Neighborhood Network Center
Boston Day & Evening Academy	Community Servings	New Mission High School/New Mission High School Main Office
Boston Fire Department/Teen Fire Academy	Cradles to Crayons/Volunteer Team	Nubian United Benevolent International Association (NUBIA) Inc./Main Office
Boston Police Department/Boston Police Academy	D. James Thomas Ministries, Inc. (5 Star Student Adventure)/5 Star Student Adventure	Ohrenberger Community Center: Junior Counselor
Boston Public Schools - STRIVE	Delicious Yogurt/Delicious Yogurt	Paige Academy
Boston Raiders, Inc.	Dorchester YMCA/Out of School Time and Camp Department	Project Direct/Headquarter Office
Boston's Bridge to Excellence	Dorchester Youth Collaborative	Rockwood Early Educational Academy/Rockwood Early Educational Academy
Boys & Girls Club of Dorchester	Dress for Success	Roxbury Tenants of Harvard/Library/Computer Center (Betty Powers)
Breakthrough Greater Boston	Dudley Café	Salvation Army South End Corps/Summer Enrichment Program
Brighton Main Streets/Brighton Main Streets	East Boston High School	South Boston Neighborhood House, Inc.
Castle Square Tenants Organization/CSTO Teen Program	East Boston Neighborhood Health Center	Sportsmen's Tennis Club
Catholic Charities - Dorchester	Ellis Memorial & Eldredge House, Inc.	Swaby's Tae Do Academy/Summer Program
Center for Community and Learning Partnerships (Wentworth Institute of Technology)	Fourth Presbyterian Church/Summer Meals Program	The Salvation Army Children's Learning Center/The Salvation Army Children's Learning Center
Center to Support Immigrant Organizing	Greenwood Shalom Tutoring Zone & Summer Enrichment	Tobin Community Center
Charles Newtown Cooperative/Resident Services	Healthy Baby Healthy Child Program/Healthy Baby Healthy Child Food Pantry	Trinity Management Company, LLC/Washington Beech Apartments
Charles River Community Health/Community Health and Patient Services	Heritage Housing Corporation - BHA/Heritage Housing Offices	United South End Settlements
Charlestown Community Center	Home, Inc.	URIAH - New Academy Estates
Charlestown High School	Hull Lifesaving Museum/Boston Rowing Center	VietAID
Charlesview Residences/Josephine A. Fiorentino Community Center	Infants and Other People, Inc./Toddler or Pre-School Classroom	Vine Street Community Center
Childrens Services of Roxbury	John D. O'Bryant School of Mathematics and Science	West Roxbury Community Center
Children's Services of Roxbury/Early Education and Childcare	La Ronde de Marie Claire Early Learning Center/ Classroom/Kitchenette	Wheelock College
Children's Services of Roxbury/Youth and Police in Partnership (YPP)	Level Ground Mixed Martial Arts	Yal-Day New Day Care Center, Inc
Chinatown Main Streets	Little Voices Early Care and Education/104 Needham Road	YMCA - West Roxbury/Roslindale Family Branch

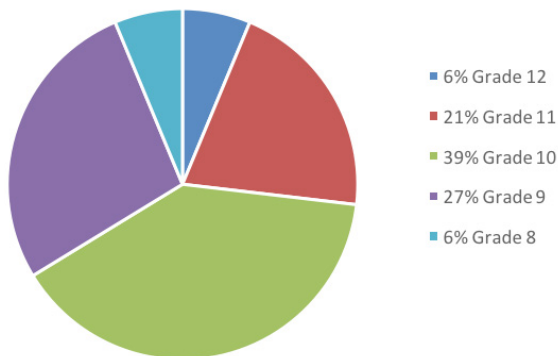
BRISTOL (FALL RIVER, TAUNTON) - YOUTHWORKS 2017 PROFILE

Total Number of Youth Served in 2017: **200**

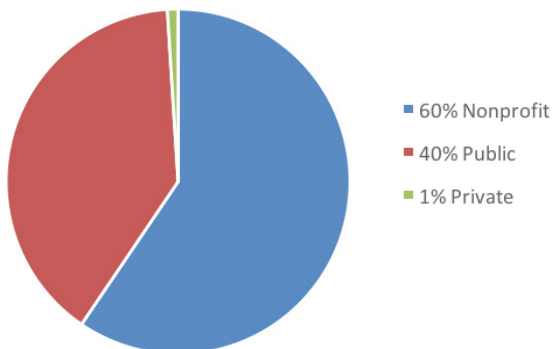
SCHOOL STATUS OF YOUTHWORKS PARTICIPANTS



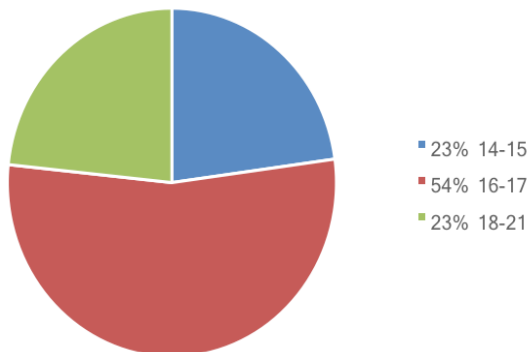
GRADE LEVEL OF YOUTHWORKS PARTICIPANTS



PLACEMENTS BY JOB SECTOR



AGE OF YOUTHWORKS PARTICIPANTS



Gender and Ethnicity of Participants

Ethnicity	Female #	Female %	Male #	Male %	Total #	Total %
Black	24	12%	14	7%	38	19%
Hispanic	9	5%	8	4%	17	9%
White	41	21%	41	21%	82	41%
Asian	1	1%	3	2%	4	2%
All Other	31	16%	27	14%	58	29%
Total	106	53%	93	47%	199	100%

Risk Category of Youth Participants

(youth may be counted more than once)

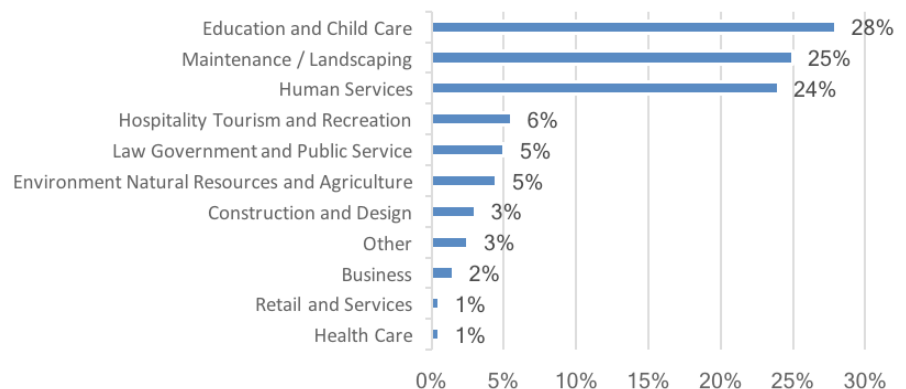
Risk Category	#	%
Court-Involved	24	12%
Disability	56	28%
DYS	0	0%
English Learner	3	2%
Former foster care	4	2%
Foster care	28	14%
Homeless	1	1%
Poor academics	13	7%
Single Parent Household	92	46%
Parent	3	2%
No Barriers	2	1%
Totals	227	

Ethnicity Comparison for YouthWorks Participants

Diversity	YW#	YW %	School Districts %
Black	38	19%	11%
Hispanic	17	9%	18%
White	82	41%	62%
Asian	4	2%	4%
All Other	58	29%	5%

Total Youth Wages: \$346,997

PLACEMENTS BY JOB CATEGORY



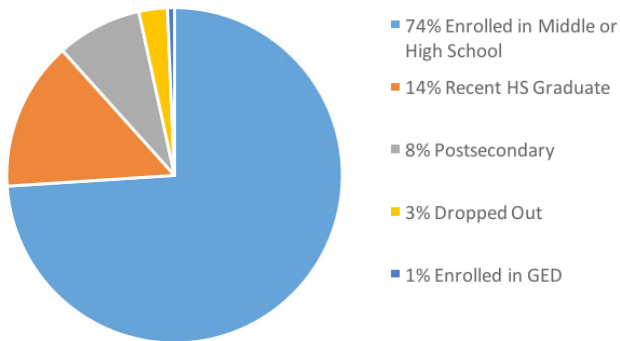
BRISTOL - YOUTHWORKS SAMPLE EMPLOYERS

Antioch School	North Attleboro High School
Battleship Massachusetts	Old Colony YMCA
BMC Durfee High School	Our Daily Bread Soup Kitchen
Boys & Girls Club	Parker Middle School
CD Recreation	People Incorporated
Citizens for Citizens	ProHome
City of Fall River	South Coast Collaborative
Correia Insurance	Sturdy Memorial Hospital
Diman Regional	TASC Culinary
Elizabeth Pole Elementary School	Taunton Career Center
Fall River Career Center	Taunton High School
Fall River Housing Authority	Taunton High School - Carpentry Program
First Parish Church	Trustees of Reservation
Galligan Elementary School	Whittenton Hardware
Girls Inc	YMCA - Fall River
Groundwork	YMCA-Pleasant St Branch
Homes For Our Troops	Youth Connection

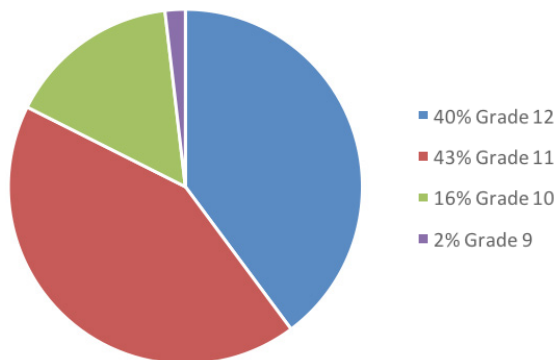
BROCKTON - YOUTHWORKS 2017 PROFILE

Total Number of Youth Served in 2017: **152**

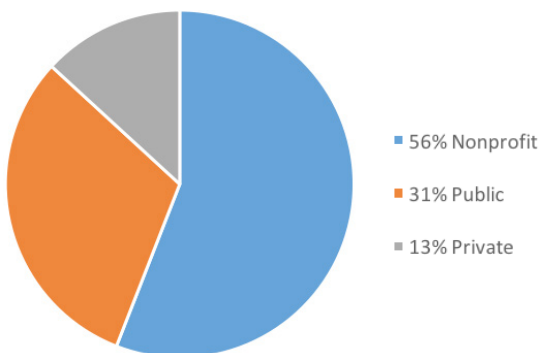
SCHOOL STATUS OF YOUTHWORKS PARTICIPANTS



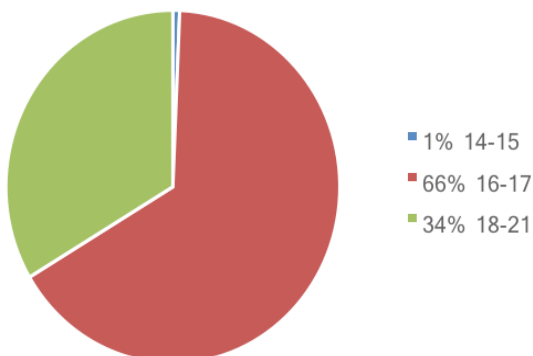
GRADE LEVEL OF YOUTHWORKS PARTICIPANTS



PLACEMENTS BY JOB SECTOR



AGE OF YOUTHWORKS PARTICIPANTS



Gender and Ethnicity of Participants

Ethnicity	Female #	Female %	Male #	Male %	Total #	Total %
Black	46	30%	62	41%	108	71%
Hispanic	3	2%	5	3%	8	5%
White	5	3%	9	6%	13	9%
Asian	0	0%	2	1%	2	1%
All Other	11	7%	9	6%	20	13%
Totals	65	43%	87	57%	152	99%

Risk Category of Youth Participants

(youth may be counted more than once)

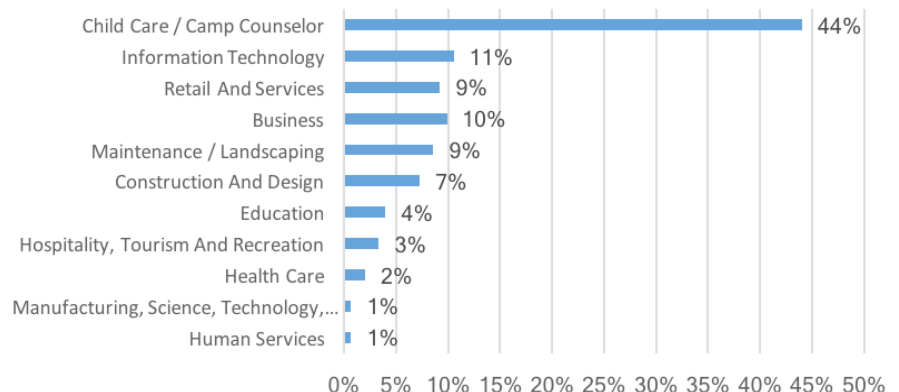
Risk Category	#	%
Court Involved	3	2%
Disability	26	14%
DYS	0	0%
English Language Learner	19	10%
Former Foster	0	0%
Foster	8	4%
Homeless	10	7%
Poor Academics	13	7%
Single Parent Household	71	38%
Parent	3	2%
No Barriers	38	20%
Totals	191	

Ethnicity Comparison for YouthWorks Participants

Diversity	YW#	YW %	School Districts %
Black	108	71%	62%
Hispanic	8	5%	13%
White	13	9%	19%
Asian	2	1%	2%
All Other	20	13%	3%

Total Youth Wages: \$216,785

PLACEMENTS BY JOB CATEGORY



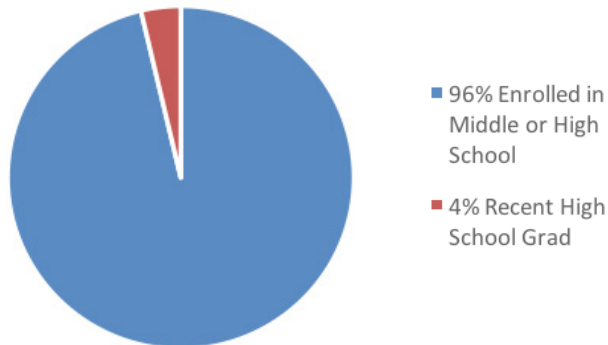
BROCKTON - YOUTHWORKS SAMPLE EMPLOYERS

American Student Assistance	Hope for Children International
BAMSI	Hub Tech
Brockton 21st Century Corporation	Kode Connect
Brockton Housing Authority	Let's Write Life
Brockton Neighborhood Health Center	Mayor's Office Summer Parks Program
Brockton Public Schools	McMenamy's
Buffalo Wild Wings	Metro South Chamber of Commerce
Cape Verdean Association	New Life Christian Church
CareerWorks	Revolution to Inspire
Courthouse Café	Sabura
Elie Bakery Corp.	Salvation Army
First Evangelical Lutheran Church	Self Help Head Start
Fyzical Therapy	The Boys & Girls Club of Brockton
Greater Generations Tabernacle Church	The Brockton Area Workforce Investment Board
Holiday Inn Express	Viswanath Lab - Dana Farber Cancer Institute
Home Health & Child Care	

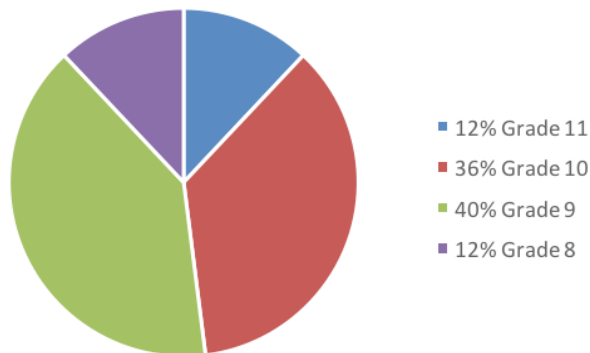
CAPE (BARNSTABLE) - YOUTHWORKS 2017 PROFILE

Total Number of Youth Served in 2017: **27**

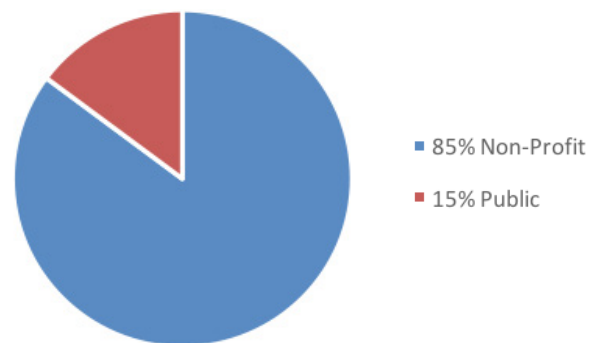
SCHOOL STATUS OF YOUTHWORKS PARTICIPANTS



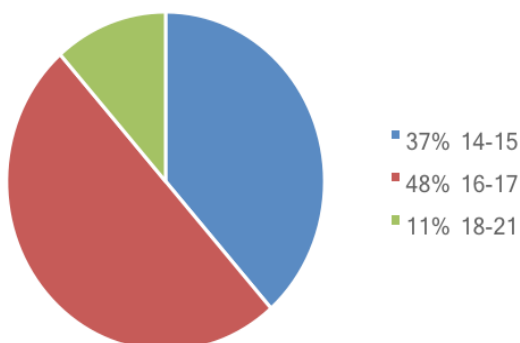
GRADE LEVEL OF YOUTHWORKS PARTICIPANTS



PLACEMENTS BY JOB SECTOR



AGE OF YOUTHWORKS PARTICIPANTS



Gender and Ethnicity of Participants

Ethnicity	Female #	Female %	Male #	Male %	Total #	Total %
Black	7	26%	5	19%	12	44%
Hispanic	0	0%	2	7%	2	7%
White	5	19%	5	19%	10	37%
Asian	0	0%	0	0%	0	0%
All Other	2	7%	1	4%	3	11%
Totals	14	52%	13	48%	27	100%

Risk Category of Youth Participants (youth may be counted more than once)

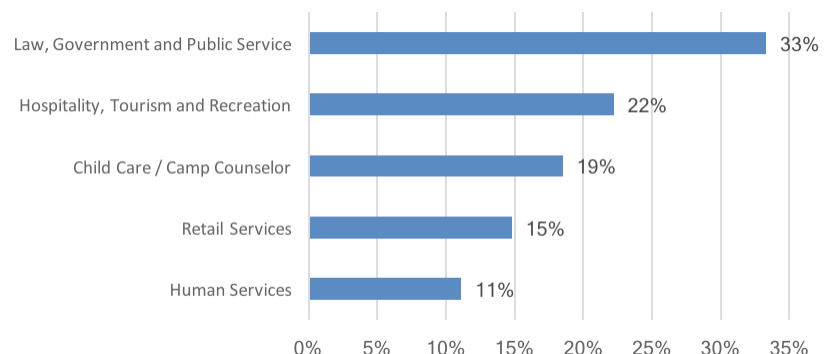
Risk Category	#	%
Court Involved	1	4%
Disability	24	89%
DYS	1	4%
English Language Learner	0	0%
Former Foster	0	0%
Foster	2	7%
Homeless	0	0%
Poor Academics	2	7%
Single Parent Household	23	85%
Parent	0	0%
No Barriers	0	0%
Totals	53	

Ethnicity Comparison for YouthWorks Participants

Diversity	YW#	YW %	School Districts %
Black	12	44%	9%
Hispanic	2	7%	11%
White	10	37%	72%
Asian	0	0	3%
All Other	3	11%	4%

Total Youth Wages: \$52,532

PLACEMENTS BY JOB CATEGORY



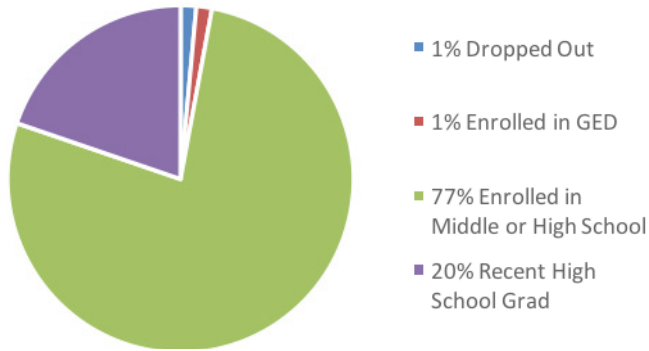
CAPE - YOUTHWORKS SAMPLE EMPLOYERS

A Baby Center	Cape Cod Hospital Thrift Shop
Barnstable Housing Authority	Crystal Gardens
Barnstable Recreation	Hyannis BID
CACCO	Morgan Memorial Good Will
Cape Cod Chamber of Commerce	Morgan Memorial Goodwill
Cape Cod Maritime Museum	Safe Harbor
Career Opportunities	Zion Heritage Museum

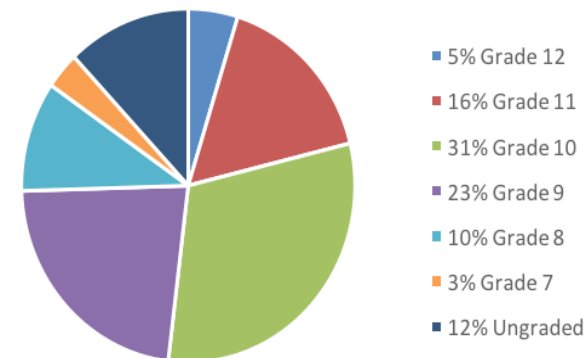
CENTRAL (WORCESTER) - YOUTHWORKS 2017 PROFILE

Total Number of Youth Served in 2017: **273**

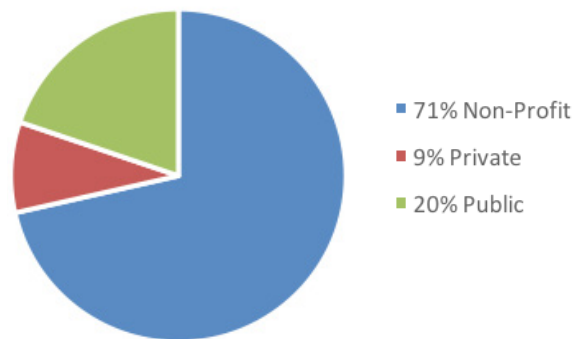
SCHOOL STATUS OF YOUTHWORKS PARTICIPANTS



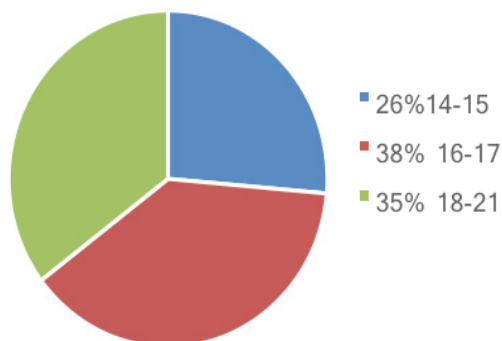
GRADE LEVEL OF YOUTHWORKS PARTICIPANTS



PLACEMENTS BY JOB SECTOR



AGE OF YOUTHWORKS PARTICIPANTS



Gender and Ethnicity of Participants

Ethnicity	Female #	Female %	Male #	Male %	Total #	Total %
Black	51	19%	41	15%	92	34%
Hispanic	60	22%	74	27%	134	49%
White	13	5%	8	3%	21	8%
Asian	2	1%	8	3%	10	4%
All Other	7	3%	7	3%	14	5%
Unknown	1	0%	1	0%	2	1%
Totals	134	49%	139	51%	273	100%

Risk Category of Youth Participants (youth may be counted more than once)

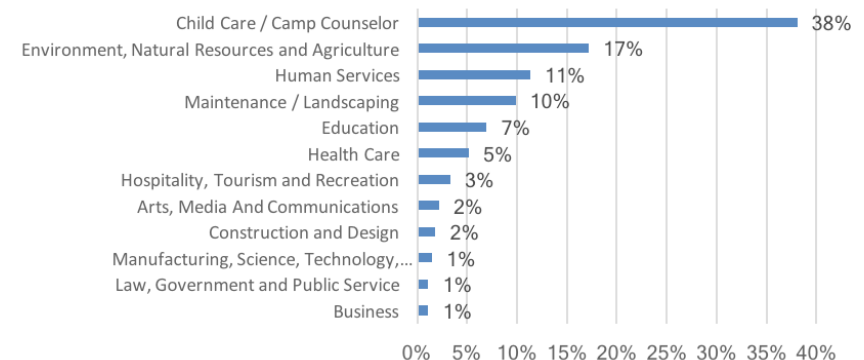
Risk Category	#	%
Court Involved	23	8%
Disability	11	4%
DYS	17	6%
English Language Learner	15	5%
Fomer Foster	3	1%
Foster	9	3%
Homeless	13	5%
Poor Academics	15	5%
Single Parent Household	117	43%
Parent	8	3%
No Barriers	96	35%
Totals	327	

Ethnicity Comparison for YouthWorks Participants

Diversity	YW#	YW %	School Districts %
Black	92	34%	17%
Hispanic	134	49%	41%
White	21	8%	30%
Asian	10	4%	9%
All Other	14	5%	3%

Total Youth Wages: \$421,997

PLACEMENTS BY JOB CATEGORY



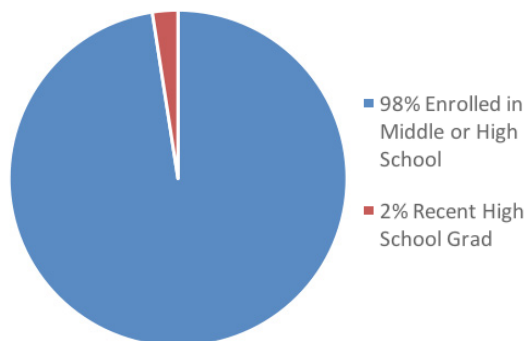
CENTRAL - YOUTHWORKS SAMPLE EMPLOYERS

Alpha Travel Agency	Regional Environmental Council YouthGROW
Autumn Woods	Royal Worcester Apartments
Boys and Girls Club Of Webster/Dudley	Salvation Army
Boys and Girls Club Of Worcester	Seven Hills
Christopher House	Shalom Neighborhood Center
Family Health Center Of Worcester	South East Asian Coalition
Friendly House	Southbridge Police Department
Future Focus Media Co-op	Tufts @ Tech
Imperial Distributors	Webster Square Day Care Center
Jubilee Career Center for the Performing Arts	Winn Residential
Liberty Construction	Worcester Community Action Council
Lincoln Village	Worcester Comprehensive Education & Care
Main South CDC Office	Worcester Roots
Marie Anne Center	Worcester Summer Food Service Program
Ministerio La Trinidad	Worcester Youth Center
Muslim Community Link	YouthConnect East
Pernet Family Health Service	YouthConnect North
Plumley	YouthConnect South

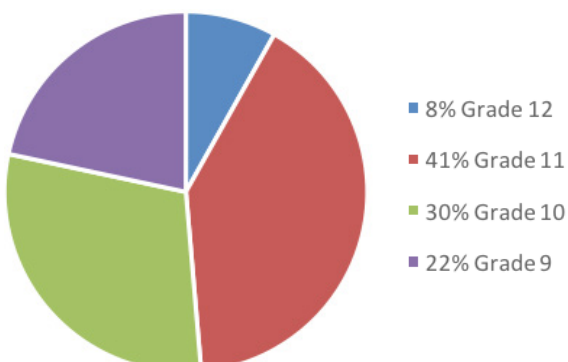
FRAMINGHAM - YOUTHWORKS 2017 PROFILE

Total Number of Youth Served in 2017: **41**

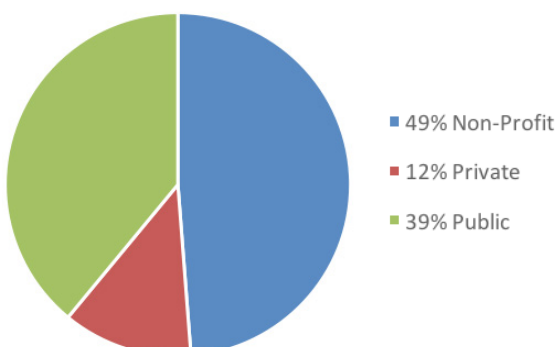
SCHOOL STATUS OF YOUTHWORKS PARTICIPANTS



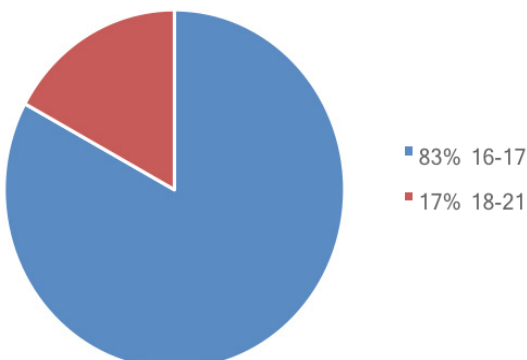
GRADE LEVEL OF YOUTHWORKS PARTICIPANTS



PLACEMENTS BY JOB SECTOR



AGE OF YOUTHWORKS PARTICIPANTS



Gender and Ethnicity of Participants

Ethnicity	Female #	Female %	Male #	Male %	Total #	Total %
Black	6	15%	7	17%	13	32%
Hispanic	7	17%	6	15%	13	32%
White	3	7%	1	2%	6	15%
Asian	0	0%	0	0%	0	0%
All Other	4	10%	5	12%	9	22%
Totals	20	49%	19	51%	41	100%

Risk Category of Youth Participants

(youth may be counted more than once)

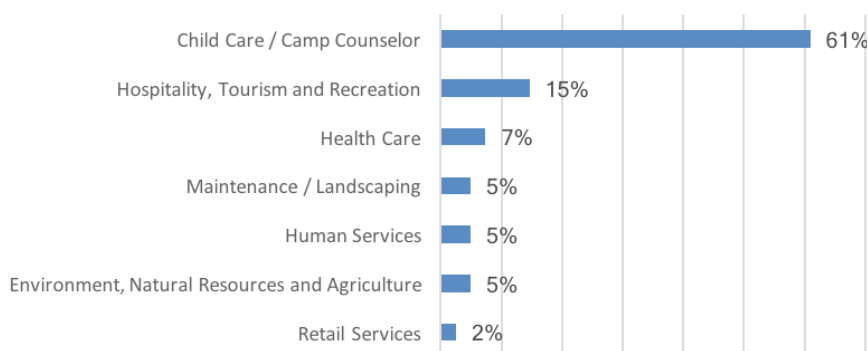
Risk Category	#	%
Court Involved	5	12%
Disability	6	15%
DYS	0	0%
English Language Learner	13	32%
Former Foster	0	0%
Foster	3	7%
Homeless	0	0%
Poor Academics	0	0%
Single Parent Household	0	0%
Parent	1	2%
No Barriers	18	44%
Totals	46	

Ethnicity Comparison for YouthWorks Participants

Diversity	YW#	YW %	School Districts %
Black	13	32%	7%
Hispanic	13	32%	22%
White	6	15%	62%
Asian	0	0%	6%
All Other	9	22%	3%

Total Youth Wages: \$72,621

PLACEMENTS BY JOB CATEGORY



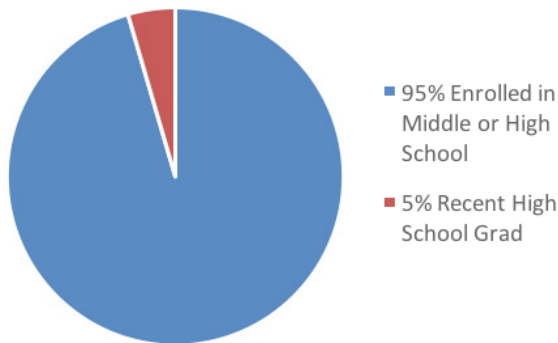
FRAMINGHAM - YOUTHWORKS SAMPLE EMPLOYERS

AFC UrgentCare	Framingham Public School Food Service Program
Bethany Hills Place	FSU College Planning Center
Boys and Girls Club, Metro West	Heritage Assisted Living
Chocolate Therapy	Metro West College Planning Center
FHS Food Service	Metro West Podiatry
FPS Offices	Pelham Recreation Center
Framingham Conservation Commission	United Way of Tri County

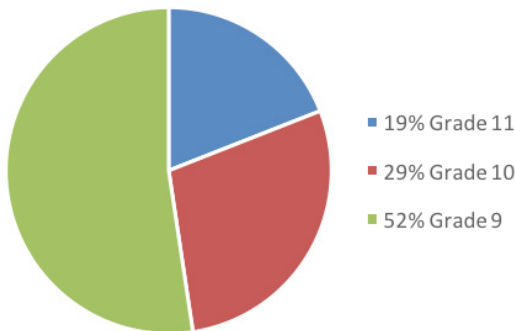
FRANKLIN HAMPSHIRE (NORTHAMPTON) - YOUTHWORKS 2017 PROFILE

Total Number of Youth Served in 2017: **22**

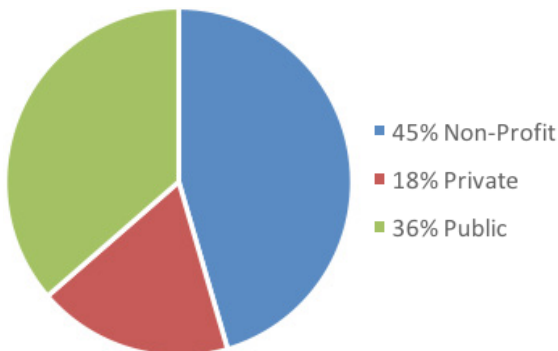
SCHOOL STATUS OF YOUTHWORKS PARTICIPANTS



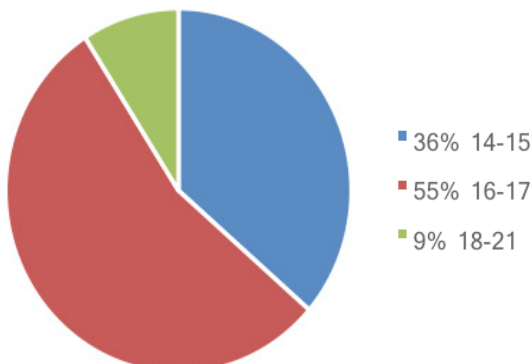
GRADE LEVEL OF YOUTHWORKS PARTICIPANTS



PLACEMENTS BY JOB SECTOR



AGE OF YOUTHWORKS PARTICIPANTS



Gender and Ethnicity of Participants

Ethnicity	Female #	Female %	Male #	Male %	Total #	Total %
Hispanic	3	14%	2	9%	5	23%
Black	8	36%	3	14%	11	50%
White	2	9%	3	14%	5	23%
Asian	0	0%	0	0%	0	0%
All Other	1	5%	0	0%	1	5%
Totals	14	64%	8	36%	22	100%

Risk Category of Youth Participants

(youth may be counted more than once)

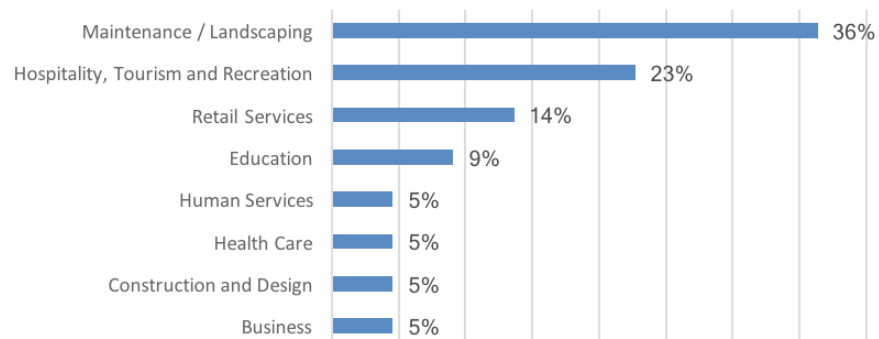
Risk Category	#	%
Court Involved	1	5%
Disability	7	32%
DYS	0	0%
English Language Learner	0	0%
Former Foster	0	0%
Foster	1	5%
Homeless	0	0%
Poor Academics	0	0%
Single Parent Household	17	77%
Parent	0	0%
No Barriers	2	9%
Totals	28	

Ethnicity Comparison for YouthWorks Participants

Diversity	YW#	YW %	School Districts %
Black	5	23%	2%
Hispanic	11	50%	14%
White	5	23%	74%
Asian			5%
All Other	1	5%	4%

Total Youth Wages: \$41,738

PLACEMENTS BY JOB CATEGORY



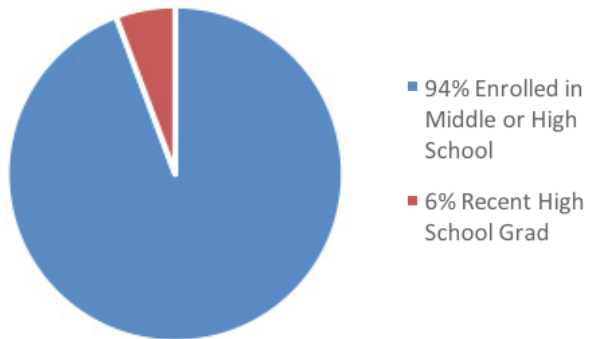
FRANKLIN HAMPSHIRE - YOUTHWORKS SAMPLE EMPLOYERS

All Out Adventures	Linda Manor Assisted Living
Casa Latina	Nonotuck Community School
Fitzgerald Fence	Northampton High School
Forbes Library	POAH-Meadowbrook Apartments
Hampshire Regional YMCA	Ryan Road Elementary School
Highland Valley Elder Services	The Good Dog Spot
Jackson Street School	Veteran's Administration
Leeds Elementary School	

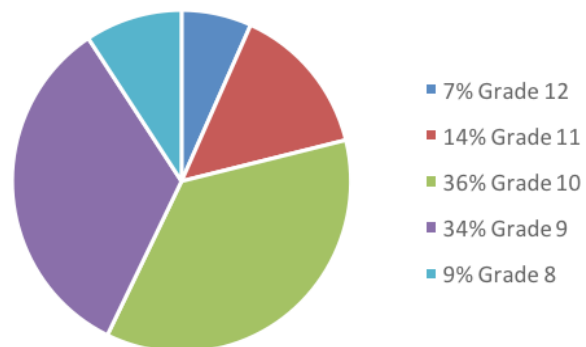
GREATER LOWELL - YOUTHWORKS 2017 PROFILE

Total Number of Youth Served in 2017: **210**

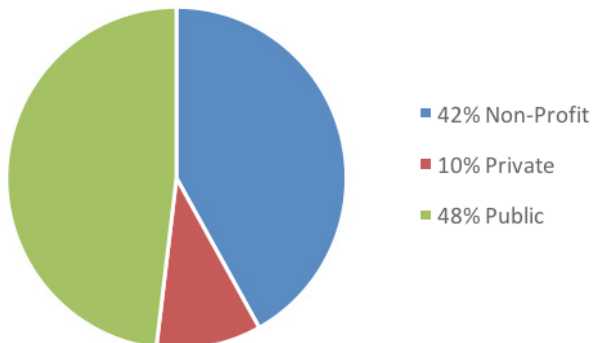
SCHOOL STATUS OF YOUTHWORKS PARTICIPANTS



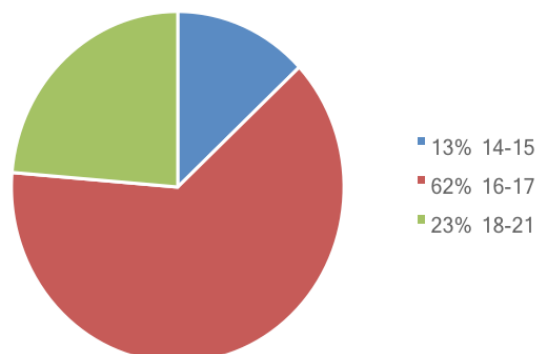
GRADE LEVEL OF YOUTHWORKS PARTICIPANTS



PLACEMENTS BY JOB SECTOR



AGE OF YOUTHWORKS PARTICIPANTS



Gender and Ethnicity of Participants

Ethnicity	Female #	Female %	Male #	Male %	Total #	Total %
Black	15	7%	18	9%	33	16%
Hispanic	40	19%	49	23%	89	42%
White	8	4%	16	8%	24	11%
Asian	27	13%	23	11%	50	24%
All Other	4	2%	9	4%	13	6%
Unknown	0	0%	1	0%	1	0%
Totals	94	45%	116	55%	210	100%

Risk Category of Youth Participants (youth may be counted more than once)

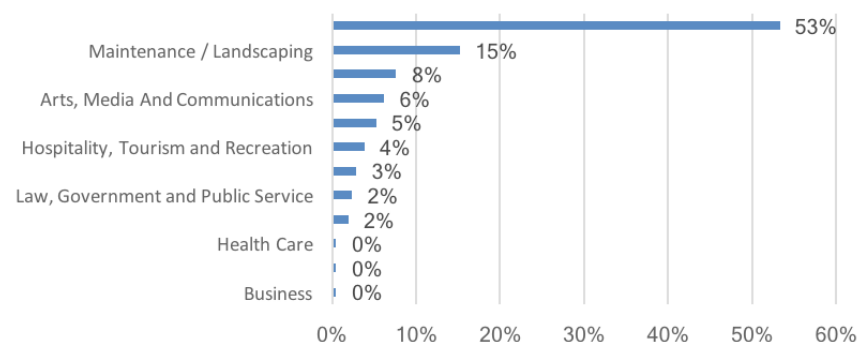
Risk Category	#	%
Court Involved	15	7%
Disability	1	0%
DYS	2	1%
English Language Learner	14	7%
Former Foster	0	0%
Foster	18	9%
Homeless	1	0%
Poor Academics	17	8%
Single Parent Household	108	51%
Parent	0	0%
No Barriers	52	25%
Totals	228	

Ethnicity Comparison for YouthWorks Participants

Diversity	YW#	YW %	School Districts %
Black	33	16%	3%
Hispanic	89	42%	75%
White	24	11%	20%
Asian	50	24%	1%
All Other	13	6%	1%

Total Youth Wages: \$299,242

PLACEMENTS BY JOB CATEGORY



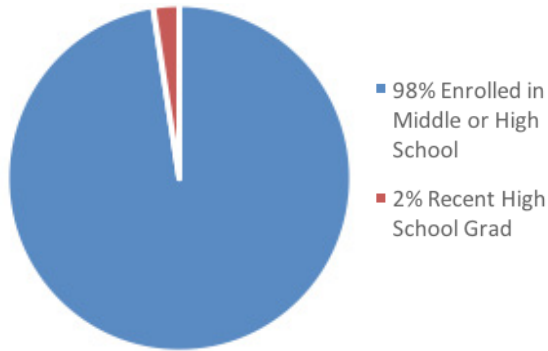
GREATER LOWELL - YOUTHWORKS SAMPLE EMPLOYERS

Abisi Adult Education Center	Lowell Recreation Gage Park
Acre Family Day Care	Lowell Recreation Morey School
Andean Heights Gallery	Lowell Recreation Reilly School
Assemble Lab	Lowell Recreation Shedd Park
Boys & Girls Club of Greater Lowell	Lowell Senior Center & COA
Cambodian Mutual Assistance Association	Lowell Telecommunications Corp
Career Center of Lowell	Maloney Properties at North Canal Apartments
Christ Jubilee International Ministries	Merimack Valley Food Bank Inc.
Department of Public Works (City of Lowell)	Mill City Grows
Election & Census Office (City of Lowell)	New England Interstate Wastewater Utility
Election and Census Office (City of Lowell)	New England Strength & Performance
Fr. Norton Manor	St, Vincent de Paul Thrift Shop
Greater Lowell Technical High School	Sterling
Lowell Community Health Center	The Wish Project
Lowell Day Nursery	Van Crew
Lowell Housing Authority	West End Gym
Lowell National Historic Park	Ymittos Candle Mfg Co
Lowell Recreation Daley School/Highland Park	YWCA of Lowell

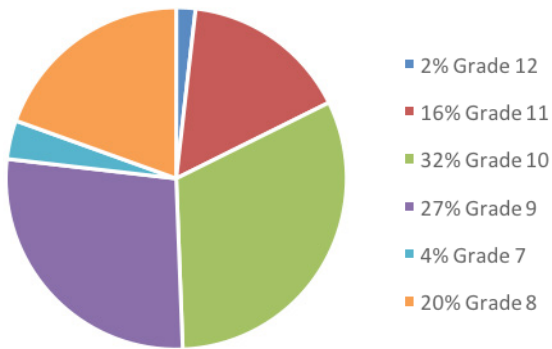
GREATER NEW BEDFORD - YOUTHWORKS 2017 PROFILE

Total Number of Youth Served in 2017: **166**

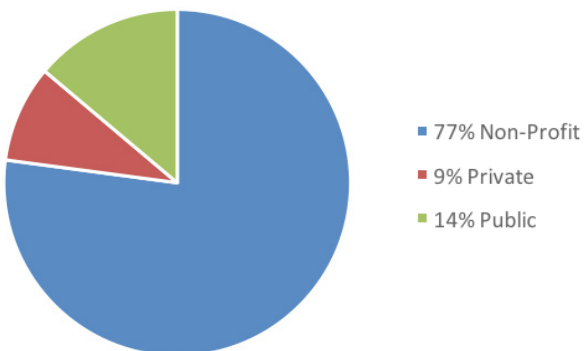
SCHOOL STATUS OF YOUTHWORKS PARTICIPANTS



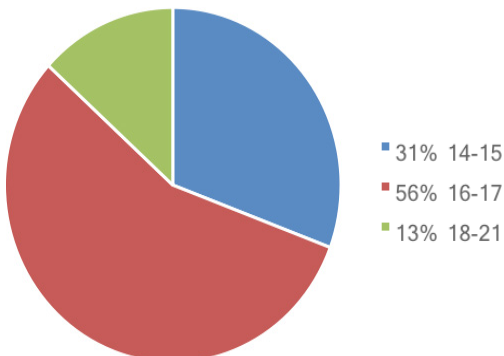
GRADE LEVEL OF YOUTHWORKS PARTICIPANTS



PLACEMENTS BY JOB SECTOR



AGE OF YOUTHWORKS PARTICIPANTS



Gender and Ethnicity of Participants

Ethnicity	Female #	Female %	Male #	Male %	Total #	Total %
Black	13	8%	17	10%	30	18%
Hispanic	35	21%	38	23%	73	44%
White	15	9%	17	10%	32	19%
Asian	0	0%	0	0%	0	0%
All Other	13	8%	11	7%	24	15%
Unknown	2	1%	4	2%	6	4%
Totals	78	47%	87	53%	165	100%

Risk Category of Youth Participants

(youth may be counted more than once)

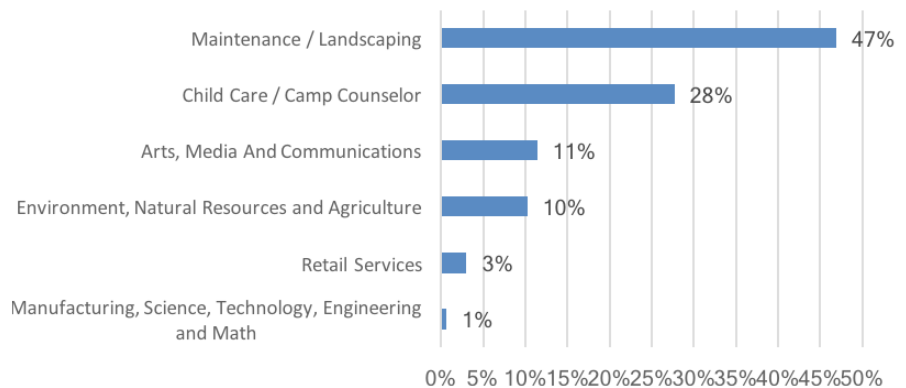
Risk Category	#	%
Court Involved	15	9%
Disability	32	19%
DYS	0	0%
English Language Learner	8	5%
Former Foster	0	0%
Foster	2	1%
Homeless	0	0%
Poor Academics	53	32%
Single Parent Household	110	66%
Parent	0	0%
No Barriers	20	12%
Totals	240	

Ethnicity Comparison for YouthWorks Participants

Diversity	YW#	YW %	School Districts %
Black	73	44%	13%
Hispanic	24	15%	46%
White	7	4%	35%
Asian	30	18%	1%
All Other	32	19%	4%

Total Youth Wages: \$301,641

PLACEMENTS BY JOB CATEGORY



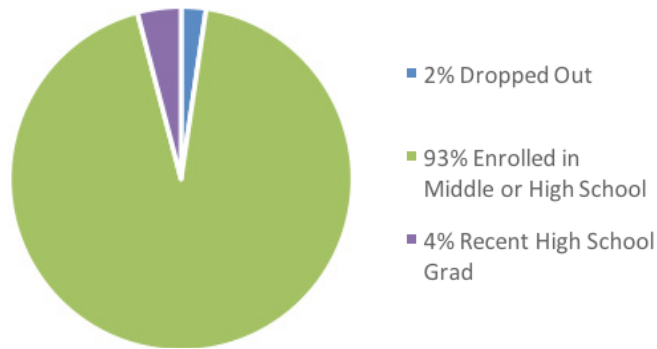
GREATER NEW BEDFORD - YOUTHWORKS SAMPLE EMPLOYERS

Boys and Girls Club of Greater New Bedford	Price Rite Supermarket
Buttonwood Park Zoo	Reliable Bus Lines, Inc.
Community Boating Center	Sea Lab
Dennison Memorial Center	Stone by Stone
Dream Out Loud Center, Inc	Temple Landing
GEMS Program	Trustees of Reservation
Global Learning Charter Public School	Wareham Boys & Girls Club
New Bedford Public Schools	West End Day Nursery
Northstar Learning Center	YMCA
Old Bedford Village Development, Inc.	YWCA
PAACA/INSIGHT Youth Development	

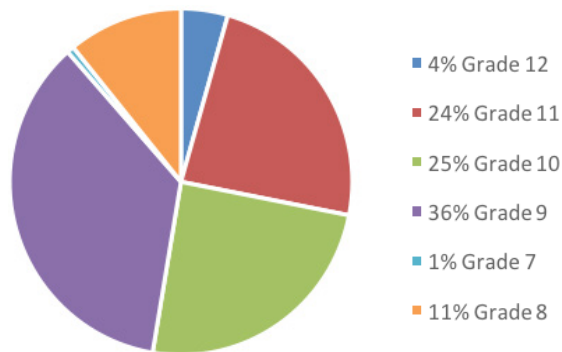
HAMPDEN (CHICOPEE, HOLYOKE, SPRINGFIELD, WESTFIELD) - YOUTHWORKS 2017 PROFILE

Total Number of Youth Served in 2017: **513**

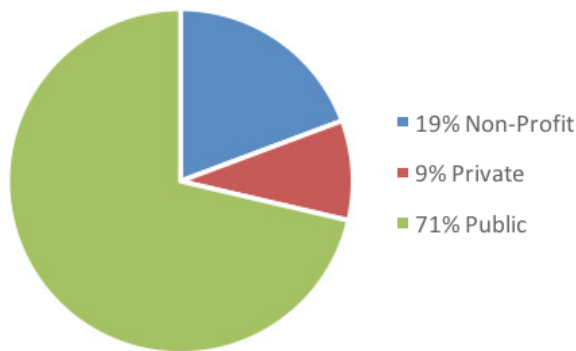
SCHOOL STATUS OF YOUTHWORKS PARTICIPANTS



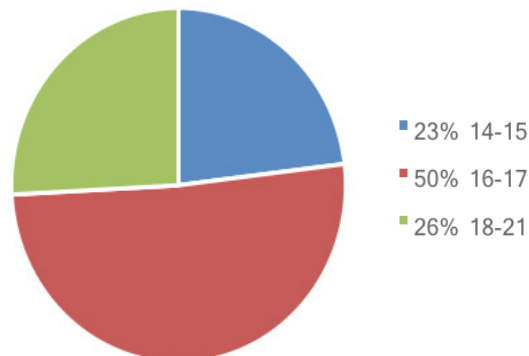
GRADE LEVEL OF YOUTHWORKS PARTICIPANTS



PLACEMENTS BY JOB SECTOR



AGE OF YOUTHWORKS PARTICIPANTS



Gender and Ethnicity of Participants

Ethnicity	Female #	Female %	Male #	Male %	Total #	Total %
Black	59	12%	66	13%	125	24%
Hispanic	152	30%	146	28%	298	58%
White	24	5%	26	5%	50	10%
Asian	7	1%	7	1%	14	3%
All Other	12	2%	10	2%	22	4%
Unknown	2	0%	2	0%	4	1%
Totals	256	50%	257	50%	513	100%

Risk Category of Youth Participants

(youth may be counted more than once)

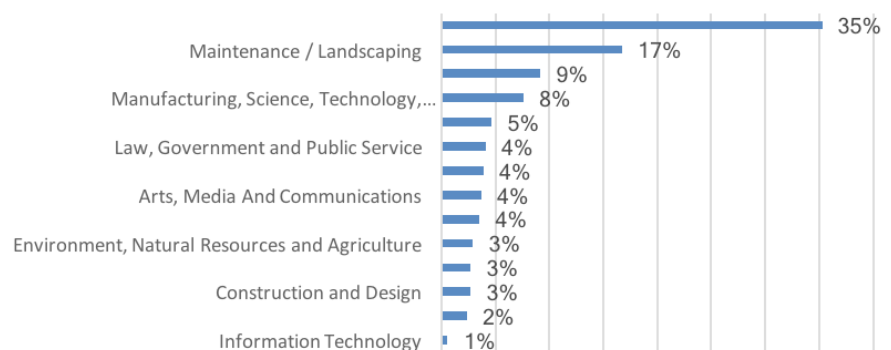
Risk Category	#	%
Court Involved	40	8%
Disability	72	14%
DYS	13	3%
English Language Learner	27	5%
Former Foster	5	1%
Foster	22	4%
Homeless	19	4%
Poor Academics	44	9%
Single Parent Household	179	35%
Parent	6	1%
No Barriers	194	38%
Totals	621	

Ethnicity Comparison for YouthWorks Participants

Diversity	YW#	YW %	School Districts %
Black	125	24%	13%
Hispanic	298	58%	50%
White	50	10%	33%
Asian	14	3%	3%
All Other	22	4%	1%

Total Youth Wages: \$1,254,282

PLACEMENTS BY JOB CATEGORY



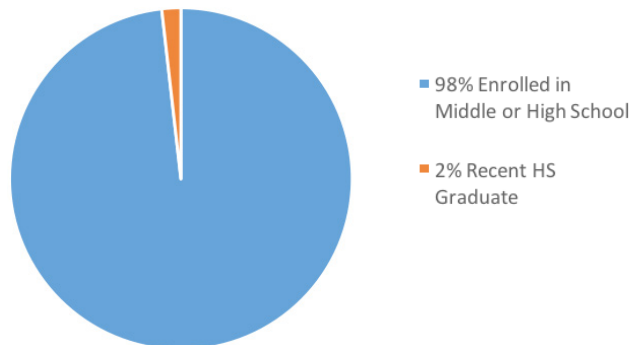
HAMPDEN - YOUTHWORKS SAMPLE EMPLOYERS

Ana Rivera Family Day Care	Ditigal Boombox	Picknelly Center
Anderson Cleaning	DP Insurance	Pilgrim Candle Retail Store
Applied Light	Eastbrook Apts	Porchlight VNA Care
Aramark	Edventure	Print Shop
Arbors Assisted Living	Fruit Fair	Project Coach
A-Z Cleaning	Ft. Meadow Early Childhood	Quality Life
Bernardino'S Bakery	Gasoline Alley	Restore Westfield
Big Y	Good Dog Spot	Reyes Auto Sales
Black Men Of Greater Springfield	Goodwill Store	River Mills Senior Center
Boys And Girls Club Of Chicopee	Handz On	Robinson
Cabot Manor Daycare	Head Start	Safety Complex
Camp Story Brook Acres	Highland School Edventure Program	Salvation Army
Camp Sullivan	Holyoke Rows	Shaker Farms Country Club
Capri Pizza	Holyoke Boys & Girls Club Church Hill	Signs & Designs
Careerpoint	Holyoke Health Center	Smead Arena
Center After School Program	Holyoke Public Schools	Sodexo
Chi Insurance	Home City Housing	South End Community Center
Chicopee Building Dept.	Homework House	Spectra
Chicopee City Hall Maintenance	Hulmes Transportation	Spring Of Hope
Chicopee Safety Complex	Junior Achievement	Springfield Boys And Girls Club
Childrens Creative Center	Kamp 4 Kids	Square One
Chuck'S Towing & Autobody	Lorraines Soup Kitchen	Stone Soul
Churchill Daycare	Mass Rehab	Sunshine Village
City Hall	Master Heos Taekwondo	Sweet Ideas
College For Kids	Mcclelland'S Floral Shop	Transformative Culture Project
Colonial Estates	Mlk Family Services	True Heart
Cricket'S Corner Learning Center	Mocha	Valley Opportunity Council
C-Town	Montgomery Daycare	Vital Center
Curry Honda	Mt Carmel Daycare	Vivid Hair Salon
Deals And Steals	My Little World	Westfield High School
Departmeant Of Public Health	New Horizons	WGBY
District Attourney	New North	WNEC

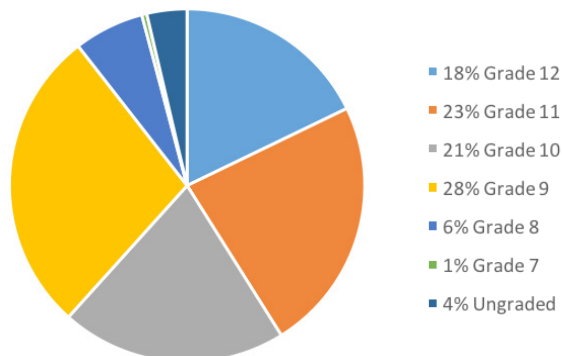
MERRIMACK (LAWRENCE, HAVERHILL) - YOUTHWORKS 2017 PROFILE

Total Number of Youth Served in 2017: **227**

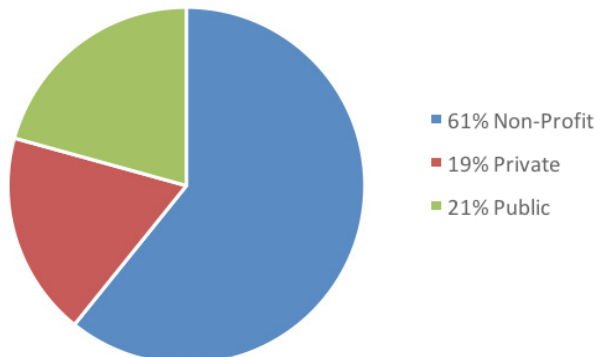
SCHOOL STATUS OF YOUTHWORKS PARTICIPANTS



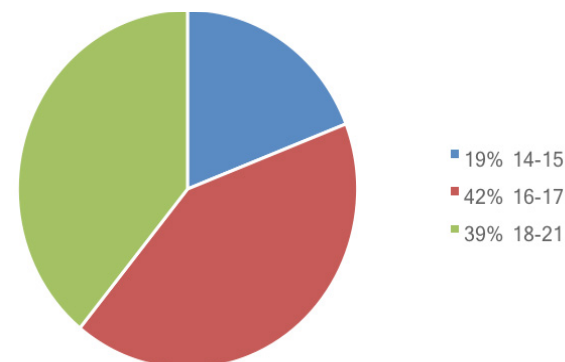
GRADE LEVEL OF YOUTHWORKS PARTICIPANTS



PLACEMENTS BY JOB SECTOR



AGE OF YOUTHWORKS PARTICIPANTS



Gender and Ethnicity of Participants

Ethnicity	Female #	Female %	Male #	Male %	Total #	Total %
Black	1	0%	4	2%	5	2%
Hispanic	109	49%	86	38%	195	87%
White	8	4%	13	6%	21	9%
Asian	2	1%	0	0%	2	1%
All Other	0	0%	1	0%	1	0%
Totals	120	54%	104	46%	224	100%

Risk Category of Youth Participants

(youth may be counted more than once)

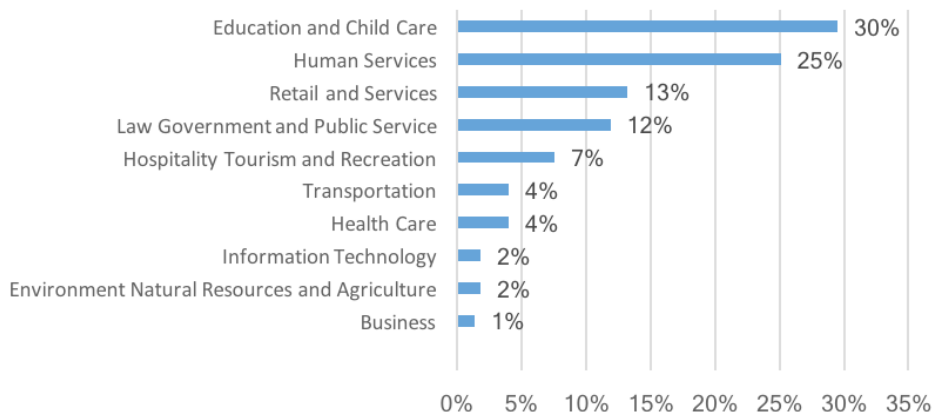
Risk Category	#	%
Court Involved	18	8%
Disability	21	9%
DYS	2	1%
English Language Learner	15	6%
Former Foster	4	2%
Foster	19	8%
Homeless	4	2%
Poor Academics	0	0%
Single Parent Household	74	31%
Parent	0	0%
No Barriers	82	34%
Totals	239	

Ethnicity Comparison for YouthWorks Participants

Diversity	YW#	YW %	School Districts %
Black	5	2%	9%
Hispanic	195	87%	39%
White	21	9%	47%
Asian	2	1%	2%
All Other	1	0%	3%

Total Youth Wages: \$437,949

PLACEMENTS BY JOB CATEGORY



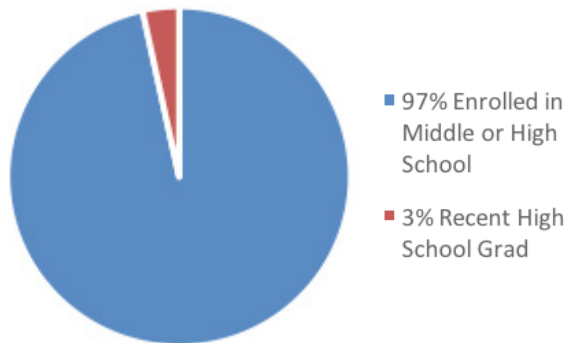
MERRIMACK - YOUTHWORKS SAMPLE EMPLOYERS

Boys and Girls Club of Greater Haverhill	Lawrence General Hospital
Boys and Girls Club of Lawrence	Lawrence Housing Authority
City of Haverhill	Lawrence Public Schools
City of Lawrence - City Clerk/ Recreation Department/ Inspectional Services	Lawrence Training School
City of Lawrence - Veterans Services	Lawrence YMCA
Clock Tower Cafe	Learning for Life Program - Haverhill High School
Dairy Queen	Mary Immaculate Health/Care Service
Enviro Staffing	Merrimack Valley Community Service Corps
Essex Art Center	Methuen Arlington Neighborhood
Extreme Auto Detailing	Methuen Housing Authority
Food for the World	Munoz Automobile Body
Greater Lawrence Family Health Center	New Balance
Groundwork Lawrence	Pentucket Medical
Hadley West Youth Residential Program	Ruths House
Haverhill DPW	Salvation Army
Haverhill Public Schools - Haverhill High School	Solo Motors and Auto Glass
Heavly Donuts	St. Vincent de Paul Thrift Shop
High School Learning Center-Lawrence	Straight Ahead Ministries
Holy Family Hospital - Methuen	Suenos Basketball
Home Health VNA	Top Notch Scholars/Celebration by Jenny
J & M Industries LLC.	US Taekwondo Academy
Lawrence Community Works - Movement City	YMCA of Haverhill

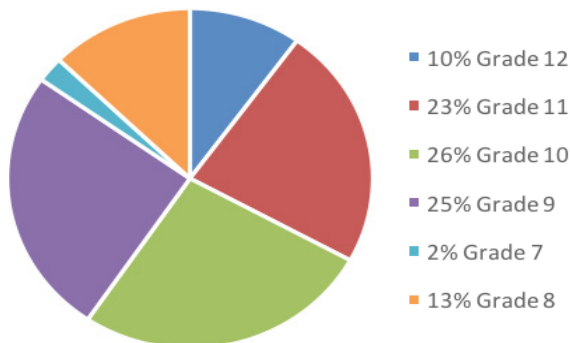
METRO NORTH (CAMBRIDGE, CHELSEA, EVERETT, MALDEN, REVERE, SOMERVILLE) - YOUTHWORKS 2017 PROFILE

Total Number of Youth Served in 2017: **323**

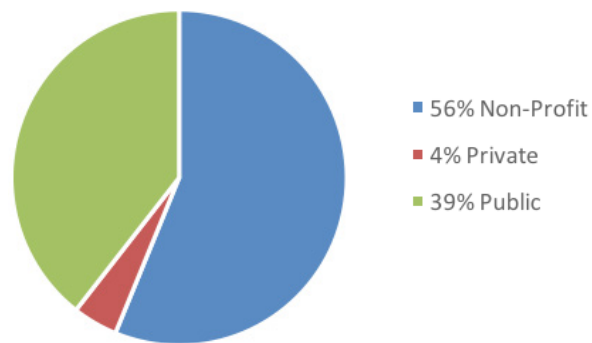
SCHOOL STATUS OF YOUTHWORKS PARTICIPANTS



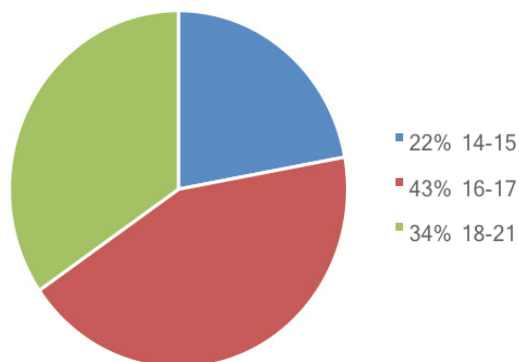
GRADE LEVEL OF YOUTHWORKS PARTICIPANTS



PLACEMENTS BY JOB SECTOR



AGE OF YOUTHWORKS PARTICIPANTS



Gender and Ethnicity of Participants

Ethnicity	Female #	Female %	Male #	Male %	Total #	Total %
Black	62	19%	51	16%	113	36%
Hispanic	56	18%	53	17%	109	34%
White	17	5%	17	5%	34	11%
Asian	21	7%	14	4%	35	11%
All Other	10	3%	12	4%	22	7%
Unknown	2	1%	3	1%	5	2%
Totals	168	53%	150	47%	318	100%

Risk Category of Youth Participants (youth may be counted more than once)

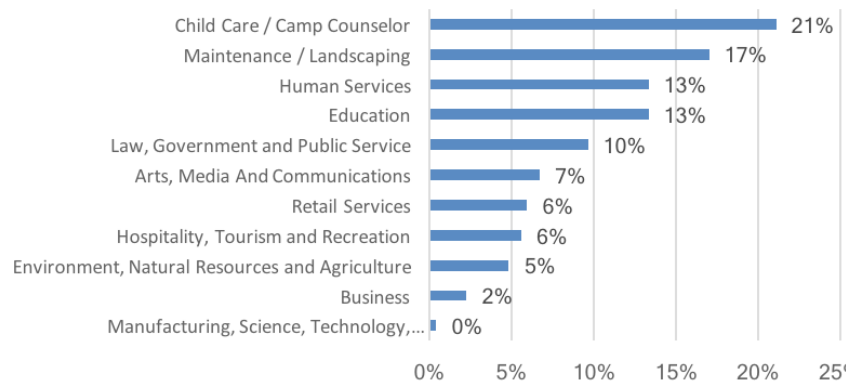
Risk Category	#	%
Court Involved	20	6%
Disability	36	11%
DYS	0	0%
English Language Learner	18	6%
Former Foster	0	0%
Foster	23	7%
Homeless	8	3%
Poor Academics	23	7%
Single Parent Household	113	36%
Parent	1	0%
No Barriers	72	23%
Totals	314	

Ethnicity Comparison for YouthWorks Participants

Diversity	YW#	YW %	School Districts %
Black	113	36%	17%
Hispanic	109	34%	43%
White	34	11%	28%
Asian	35	11%	10%
All Other	22	7%	2%

Total Youth Wages: \$505,233

PLACEMENTS BY JOB CATEGORY



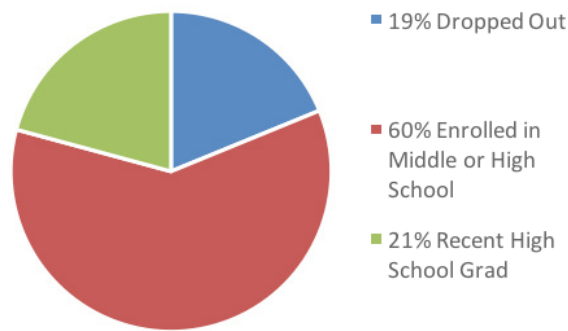
METRO NORTH - YOUTHWORKS SAMPLE EMPLOYERS

Amigos School	Discovery Camp-Russell Youth Center
Best Friends	Euphoria Barbershop
Bosson Park Rangers Program	GOALS Park Program
Bridging The Gap-The Salvation Army	GroundWorks Somerville
B-Safe @ St. Luke Church	Healthy Chelsea
Cambridge Bank	Industry Labs
Cambridge College	Intergenerational Literacy Program
Cambridge Community Television	Jordan Boys and Girls Club
Cambridge Housing Authority Summer Literacy Program	Just-A-Start
Central Ave Day Care	King Kids' Camp
Chelsea Bank	Lesley University
Chelsea Buildings And Grounds	Lewis Museum
Chelsea Chamber of Commerce	Margaret Fuller Neighborhood House
Chelsea City Hall	My City My Voice
Chelsea Collaborative	Mystic Learning Center
Chelsea Community Connections	Our Place Daycare-The Salvation Army
Chelsea District Court	Park Rangers Program
Chelsea Fire Department	PIC
Chelsea High School Main Office	REACH
Chelsea Housing Authority	RIOT Squad
Chelsea Police	Salvation Army
Chelsea Police Department	Solutions At Work
Chelsea Pool	The Chelsea Collaborative
Chelsea Public Library	The Hip Hop Transformation Project
Chelsea Public Schools	The Neighborhood Developers
Chelsea REACH	TRIO
Citizen School	

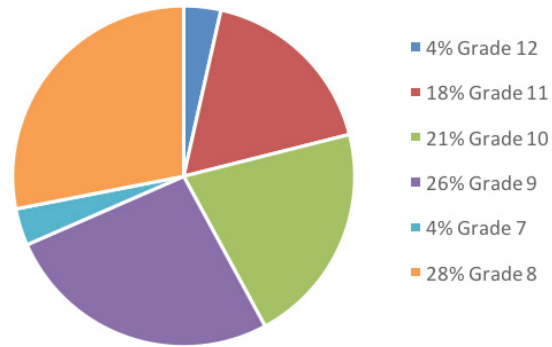
NORTH CENTRAL (FITCHBURG, LEOMINSTER) - YOUTHWORKS 2017 PROFILE

Total Number of Youth Served in 2017: **101**

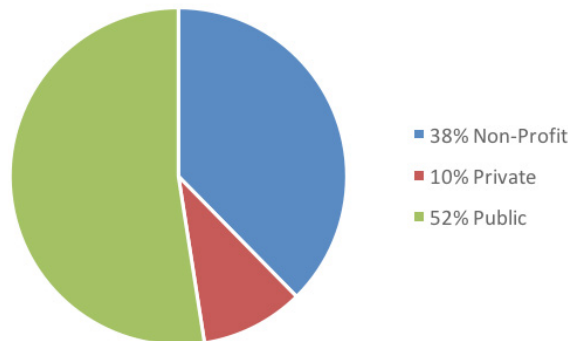
SCHOOL STATUS OF YOUTHWORKS PARTICIPANTS



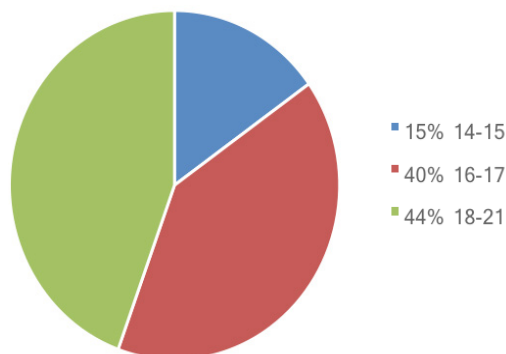
GRADE LEVEL OF YOUTHWORKS PARTICIPANTS



PLACEMENTS BY JOB SECTOR



AGE OF YOUTHWORKS PARTICIPANTS



Gender and Ethnicity of Participants

Ethnicity	Female #	Female %	Male #	Male %	Total #	Total %
Black	10	10%	9	9%	19	19%
Hispanic	27	27%	22	22%	49	49%
White	11	11%	14	14%	25	25%
Asian	2	2%	1	1%	3	3%
All Other	2	2%	0	0%	2	2%
Unknown	2	2%	1	1%	3	3%
Totals	54	53%	47	47%	101	100%

Risk Category of Youth Participants

(youth may be counted more than once)

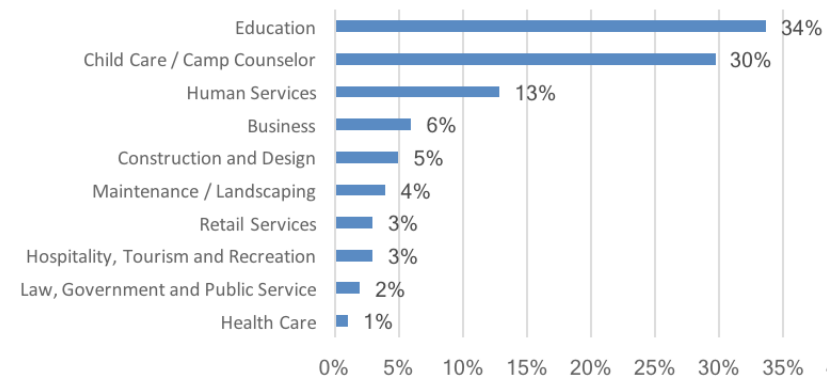
Risk Category	#	%
Court Involved	7	5%
Disability	16	12%
DYS	2	2%
English Language Learner	11	8%
Fomer Foster	3	2%
Foster	7	5%
Homeless	13	10%
Poor Academics	6	5%
Single Parent Household	56	43%
Parent	10	8%
No Barriers	0	0%
Totals	131	

Ethnicity Comparison for YouthWorks Participants

Diversity	YW#	YW %	School Districts %
Black	19	19%	16%
Hispanic	49	49%	8%
White	25	25%	92%
Asian	3	3%	9%
All Other	2	2%	8%

Total Youth Wages: \$195,197

PLACEMENTS BY JOB CATEGORY



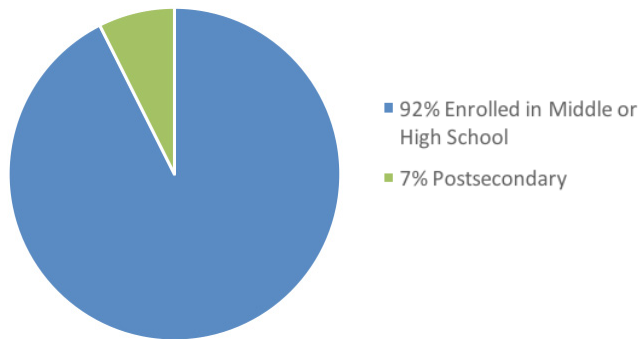
NORTH CENTRAL - YOUTHWORKS SAMPLE EMPLOYERS

LUK	Settlers
MWCC	City Of Leominster
My Turn	Leominster City All
Lps	Monty Tech
Moc	ARC
Eli-Denny's	Eric Short Painting
Boys And Girls Club	ELI
LHASA	CCNCM
Leominster Recreation	Dept Of Public Works
Eric Short	Comeketo
Century 21 School	

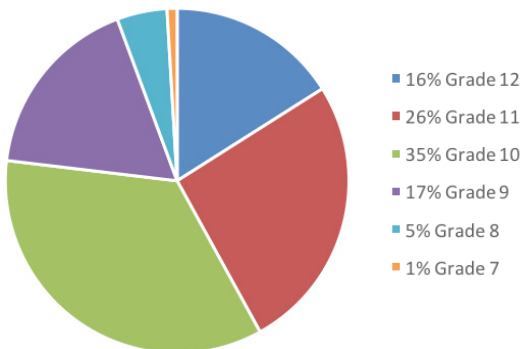
NORTH SHORE - YOUTHWORKS 2017 PROFILE

Total Number of Youth Served in 2017: **224**

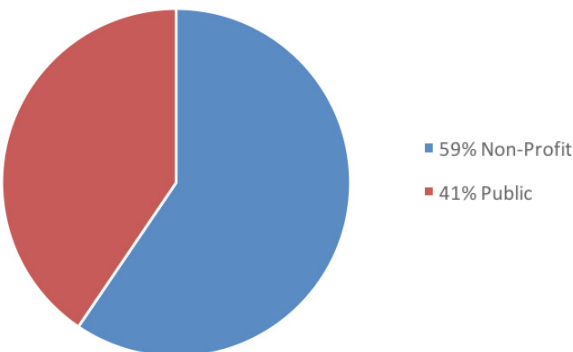
SCHOOL STATUS OF YOUTHWORKS PARTICIPANTS



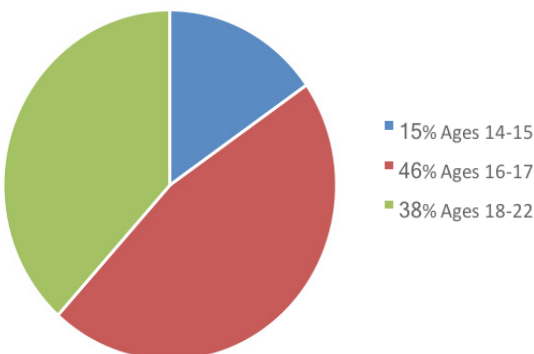
GRADE LEVEL OF YOUTHWORKS PARTICIPANTS



PLACEMENTS BY JOB SECTOR



AGE OF YOUTHWORKS PARTICIPANTS



Gender and Ethnicity of Participants

Ethnicity	Female #	Female %	Male #	Male %	Total #	Total %
Black	30	13%	33	15%	63	28%
Hispanic	30	13%	42	19%	72	32%
White	25	11%	32	14%	57	25%
Asian	8	4%	5	2%	13	6%
All Other	15	7%	7	3%	19	8%
Totals	108	48%	119	53%	224	100%

Risk Category of Youth Participants

(youth may be counted more than once)

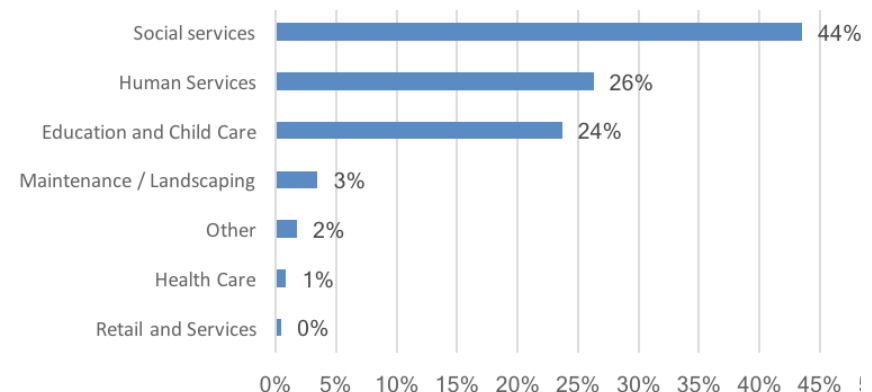
Risk Category	#	%
Court Involved	12	4%
Disability	52	19%
DYS	1	0%
English Language Learner	29	11%
Former Foster	4	1%
Foster	6	2%
Homeless	12	4%
Poor Academics	0	0%
Single Parent Household	78	28%
Parent	1	0%
No Barriers	79	29%
Totals	274	

Ethnicity Comparison for YouthWorks Participants

Diversity	YW#	YW %	School Districts %
Black	63	28%	8%
Hispanic	72	32%	48%
White	57	25%	35%
Asian	13	6%	6%
All Other	19	8%	3%

Total Youth Wages: \$346,977

PLACEMENTS BY JOB CATEGORY



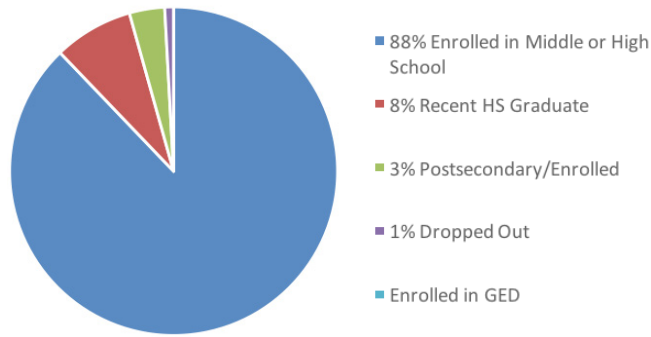
NORTH SHORE - YOUTHWORKS SAMPLE EMPLOYERS

Peabody High School- Access Program	Haven Project
Access Program	Leap
Action Inc.	Lynn Economic Opportunity Inc.
Boys & Girls Club of Greater Salem	Lynn Housing Authority & Neighborhood Development
Boys and Girls Club of Lynn	North Shore Youth Career Center
Bridgewell	Peabody Public Library
City of Lynn	Russian Community Center
Eastern Bank	Salem Board of Health
Lynn YMCA	CDC
DanversCARES	Salem YMCA
Essex Tech High School	For Kids Only
Family & Childrens Service of Greater Lynn	The Food Project
Greg House	The REAL Program

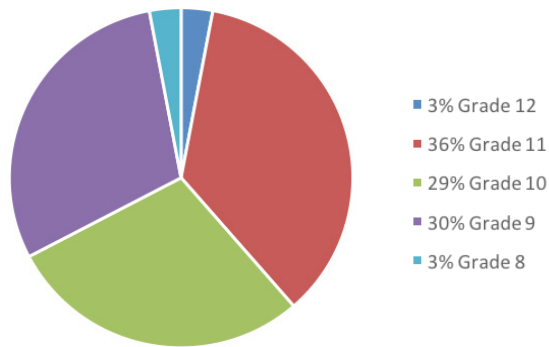
SOUTH SHORE (QUINCY, WEYMOUTH, PLYMOUTH) - YOUTHWORKS 2017 PROFILE

Total Number of Youth Served in 2017: **117**

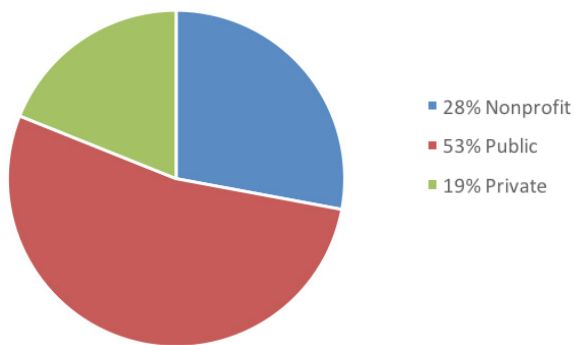
SCHOOL STATUS OF YOUTHWORKS PARTICIPANTS



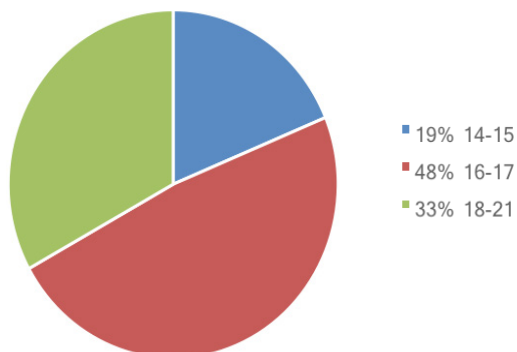
GRADE LEVEL OF YOUTHWORKS PARTICIPANTS



PLACEMENTS BY JOB SECTOR



AGE OF YOUTHWORKS PARTICIPANTS



Gender and Ethnicity of Participants

Ethnicity	Female #	Female %	Male #	Male %	Total #	Total %
Black	18	16%	23	20%	41	35%
Hispanic	5	4%	7	6%	12	10%
White	11	9%	21	18%	32	28%
Asian	12	10%	10	9%	22	19%
All Other	5	4%	4	3%	9	8%
Total	51	44%	65	56%	116	100%

Risk Category of Youth Participants (youth may be counted more than once)

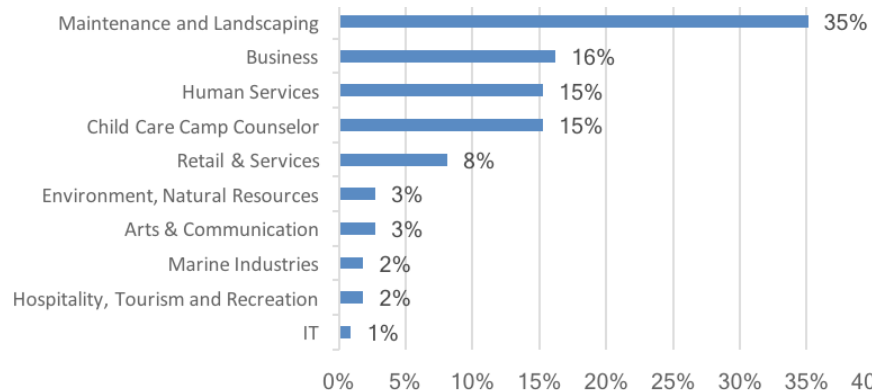
Risk Category	#	%
Court Involved	13	8%
Disability	48	31%
DYS	2	1%
English Language Learner	16	10%
Former Foster	0	0%
Foster	5	3%
Homeless	8	5%
Poor Academics	11	7%
Single Parent Household	43	28%
Parent	0	0%
No Barriers	10	6%
Totals	156	

Ethnicity Comparison for YouthWorks Participants

Diversity	YW#	YW %	School Districts %
Black	41	35%	11%
Hispanic	12	10%	6%
White	32	28%	60%
Asian	22	19%	20%
All Other	9	8%	3%


Total Youth Wages: \$215,046

PLACEMENTS BY JOB CATEGORY



SOUTH SHORE - YOUTHWORKS SAMPLE EMPLOYERS

Boys and Girls Club of Plymouth	Quincy Career Center
Captain John Boats	Quincy High School
Charleys	Quincy Housing Authority - Gtown
Christ Thrift Shop	Randolph Center Auto
Computer Escape	Randolph Community Middle School
GandL Lab	Randolph DPW
Here We Grow Day Care	Randolph Parent Info Center
IntelyCare Inc	Randolph Recreation Department
Kingston Public Library	South Shore YMCA
Lamour Counseling Center	Stajez Cultural Arts Center
Lobster Tales	STARS Summer Camp
Pilgrim Hall Museum	Step Ahead Child Development Center
Plymouth Center for the Arts	Stop & Taste
Plymouth North High School	Tim Anti
Plymouth Remembered	Vermarje Tea Internation
QPS Custodial	Yvonne Watson Garden Design



Massachusetts Executive Office of Labor and Workforce Development



2 Oliver Street, 5th Floor
Boston, MA 02109
617-717-8158

www.commcorp.org
@CommCorp_MA

Charles D. Baker, Governor
Karyn E. Polito, Lt. Governor
Rosalin Acosta, Secretary, Labor and Workforce Development
Dr. J.D. LaRock, President and CEO, Commonwealth Corporation