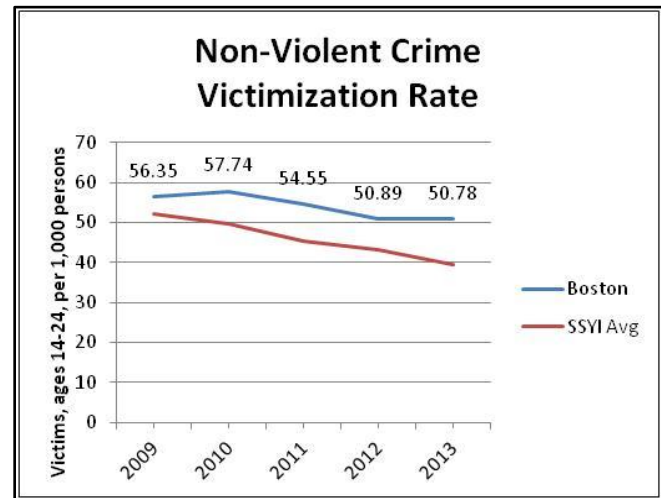
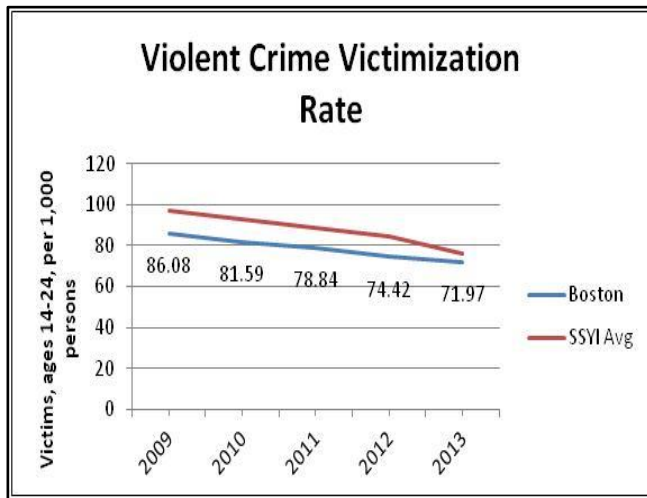


# Boston Safe and Supportive Youth Initiative (SSYI)

Funded Partners: \* Boston Public Health Commission \* Notre Dame \* College Bound Dorchester \* Hull - Maritime Apprentice Program \* Dorchester Youth Collaborative \* Morgan Memorial \* Mission Safe \* More Than Words \* Teen Empowerment \* Youth Options Unlimited \* Bird Street Community Center \* Project Right \* City of Boston Police Department \* Boys And Girls Club Youth



(Source: Executive Office of Public Safety and Security, Office of Grants and Research)

## Community Conditions Associated with Youth and Violence in Boston

- **Population:** Boston's population was 617,594 as of 2010. (Source: Census, 2010)
- **Poverty:** Approximately 22.1% of people in Boston live in poverty. [Source: 2009-2011 American Community Survey 3 year estimates]
- **Employment:** 11.7% unemployment [Source: 2009-2011 American Community Survey 3 year estimates]
- **Education:** 77.7% of students are low income. The 4-year graduation rate is 65.9% (2013). [Source: MA Department of Education]
- **Crime:** In 2012, Boston had 57 murder and nonnegligent manslaughter offenses and 3,050 aggravated assault offenses reported. [Source: FBI, Uniform Crime Reports as prepared by the National Archive of Criminal Justice Data]

## SSYI Success Story

- **Background:** This youth was initially introduced to SSYI while recovering from gunshot wounds at a Boston hospital.
- **Program Involvement:** He received case management services and was referred to SSYI partners for physical and mental health services, as well as employment services.
- **Success:** After recovering physically, he was able to gain employment at two jobs which he has had for over a year. He is currently living on his own with his partner and their young child.

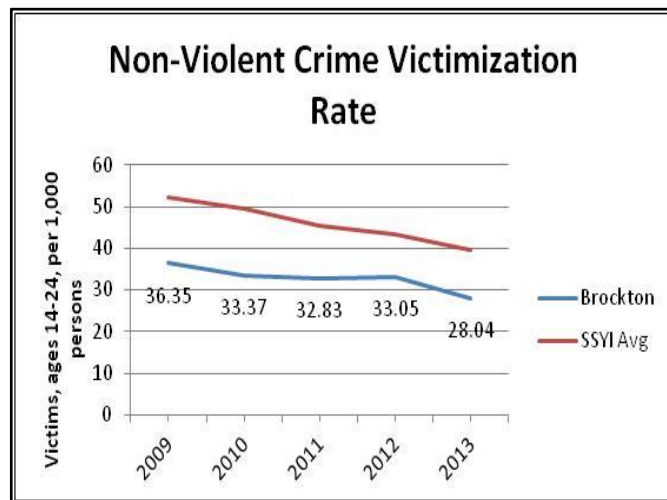
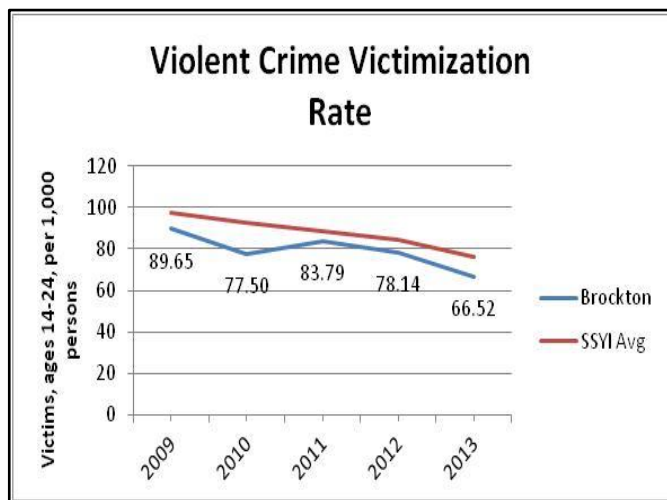
## Boston SSYI Numbers at a Glance [Source: Site Grantee Quarterly Report, January 2014]

Youth on SSYI list	262
Number of SSYI youth contacted this quarter	141
Number of SSYI youth enrolled in an education program this quarter	26
Number of SSYI youth who were employed this quarter	34
Number of SSYI youth receiving trauma informed counseling intake this quarter	25

STOP. THINK. LET IT GO.

# Brockton Safe and Supportive Youth Initiative (SSYI)

Funded Partners: \*Safe Properties\*South Bay Mental Health\*Advanced Temporary Services\*Old Colony YMCA



(Source: Executive Office of Public Safety and Security, Office of Grants and Research)

## Community Conditions Associated with Youth and Violence in Brockton

- **Population:** Brockton's population was 93,810 as of 2010. (Source: Census, 2010)
- **Poverty:** Approximately 17.1% of people in Brockton live in poverty. [Source: 2009-2011 American Community Survey 3 year estimates]
- **Employment:** 16.5% unemployment [Source: 2009-2011 American Community Survey 3 year estimates]
- **Education:** 80.7% of students are low income. The 4-year graduation rate is 73.8% (2013). [Source: MA Department of Education]
- **Crime:** In 2012, Brockton had 6 murder and nonnegligent manslaughter offenses and 809 aggravated assault offenses reported. [Source: FBI, Uniform Crime Reports as prepared by the National Archive of Criminal Justice Data]

## SSYI Success Story

- **Background:** The youth suffered many consequences associated with gang involvement including incarceration and losing friends to gang violence.
- **Program Involvement:** He made strong connections with outreach workers and a case manager. He participates in academic and employment training.
- **Success:** His involvement in the program has helped him see he can be vital part of promoting peace in the community of Brockton. He states: "I want to help stop it; I want to make them see there is a choice for something better. If I can do it then they can." Recently, he has started attending community events reaching out to those who will listen to his story of change and hope.

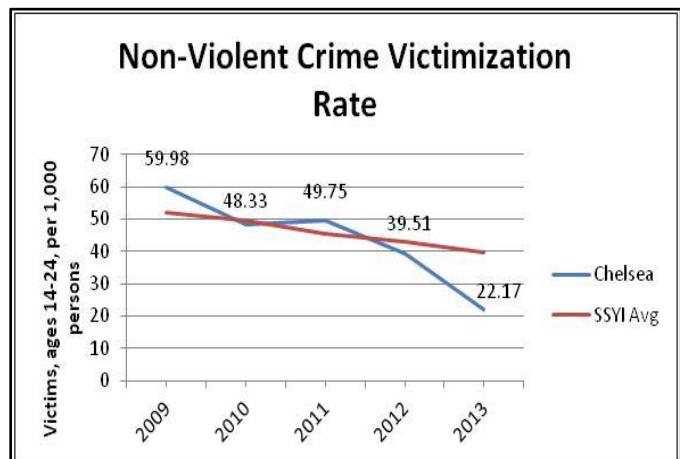
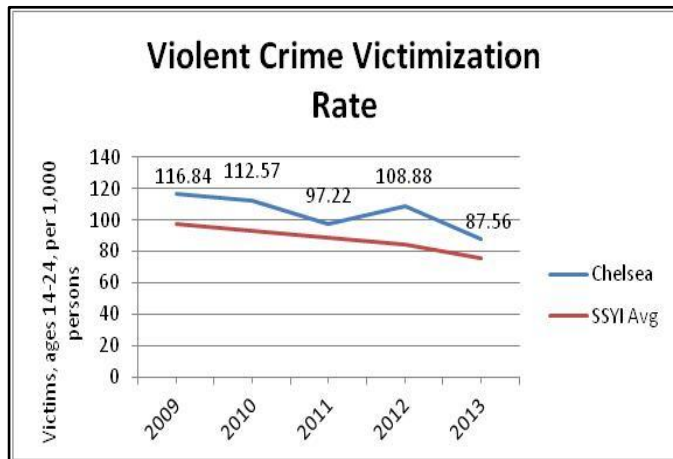
## Brockton SSYI Numbers at a Glance [Source: Site Grantee Quarterly Report, June 2014]

Youth on SSYI list (as of June 30 <sup>th</sup> )	109
Number of SSYI youth contacted this quarter	51
Number of SSYI youth enrolled in an education program this quarter	6
Number of SSYI youth who were employed this quarter	9
Number of SSYI youth receiving trauma informed counseling this quarter	7

STOP. THINK. LET IT GO.

# Chelsea Safe and Supportive Youth Initiative (SSYI)

Funded Partners: \* Chelsea Police Department \*ROCA \* North Suffolk Mental Health



(Source: Executive Office of Public Safety and Security, Office of Grants and Research)

## Community Conditions Associated with Youth and Violence in Chelsea

- **Population:** Chelsea's population was 35,177 as of 2010. (Source: Census, 2010)
- **Poverty:** Approximately 26.6% of people in Chelsea live in poverty. [Source: 2009-2011 American Community Survey 3 year estimates]
- **Employment:** 12.2% unemployment [Source: 2009-2011 American Community Survey 3 year estimates]
- **Education:** 83.4% of students are low income. The 4-year graduation rate is 64.3% (2013). [Source: MA Department of Education]
- **Crime:** In 2012, Chelsea had 2 murder and nonnegligent manslaughter offenses and 370 aggravated assault offenses reported. [Source: FBI, Uniform Crime Reports as prepared by the National Archive of Criminal Justice Data]

## SSYI Success Story

- **Background:** The young man struggled with severe substance abuse, which led to legal trouble and employment issues.
- **Program Involvement:** He participated in the Transitional Employment Program (TEP) and received intensive case management from a dedicated youth worker that offered the support needed to address his issues.
- **Success:** Over time relapses became less severe and eventually this youth retained more than sixty days of consecutive employment in TEP, transitioned to an unsubsidized job, and has had steady employment for over a year. He still checks in with the program regularly to meet with his youth worker.

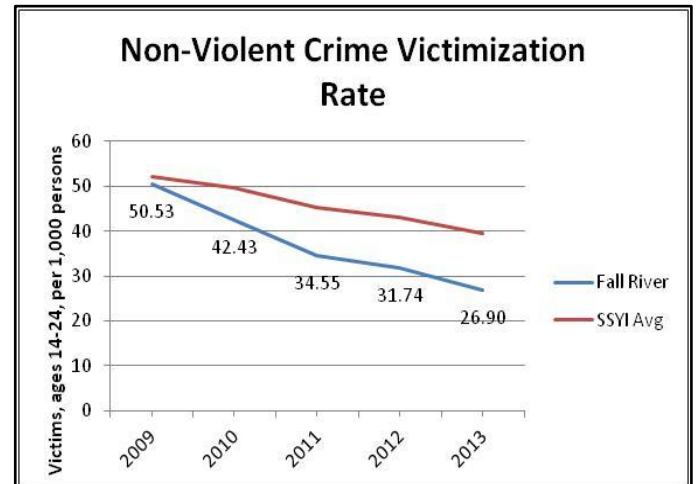
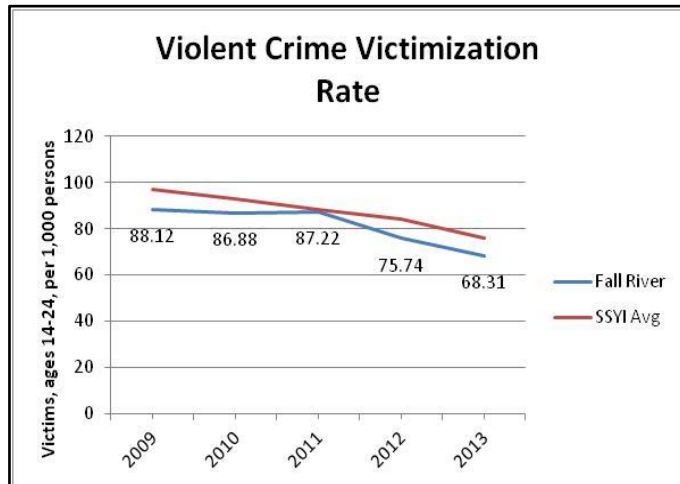
## Chelsea SSYI Numbers at a Glance [Source: Site Grantee Quarterly Report, June 2014]

Youth on SSYI list	121
Number of SSYI youth contacted this quarter	78
Number of SSYI youth enrolled in an education program this quarter	34
Number of SSYI youth who were employed this quarter	47
Number of SSYI youth receiving trauma informed counseling this quarter	13

STOP. THINK. LET IT GO.

# Fall River Safe and Supportive Youth Initiative (SSYI)

Funded Partners: \* Criminal Justice Institute \* Fall River Police Department \* Solid Ground\* Resiliency Preparatory School \* Family Service Association \* Workforce Investment Board/BCTC \* Fall River RE-CREATION \* Bristol County Sheriff's Office



(Source: Executive Office of Public Safety and Security, Office of Grants and Research)

## Community Conditions Associated with Youth and Violence in Fall River

- **Population:** Fall River's population was 88,857 as of 2010. (Source: Census, 2010)
- **Poverty:** Approximately 22.8% of people in Fall River live in poverty. [Source: 2009-2011 American Community Survey 3 year estimates]
- **Employment:** 16.4% unemployment [Source: 2009-2011 American Community Survey 3 year estimates]
- **Education:** 78.3% of students are low income. The 4-year graduation rate is 73.0% (2013). [Source: MA Department of Education]
- **Crime:** In 2012, Fall River had 2 murder and nonnegligent manslaughter offenses and 638 aggravated assault offenses reported. [Source: FBI, Uniform Crime Reports as prepared by the National Archive of Criminal Justice Data]

## SSYI Success Story

- **Background:** This youth was active in gang life, had numerous arrests, and his time in school had been marked by tardies, truancy and suspensions. Through SSYI outreach staff and school staff, he became involved in SSYI.
- **Program Involvement:** The young man was an active participant in SSYI programming, including work opportunities, pro-social events, therapy, the educational support services, and monthly community service with the outreach team.
- **Success:** He is due to graduate school in 2015. He and his family have gained health insurance through the help of SSYI outreach workers and his family has also been referred to social services through the program.

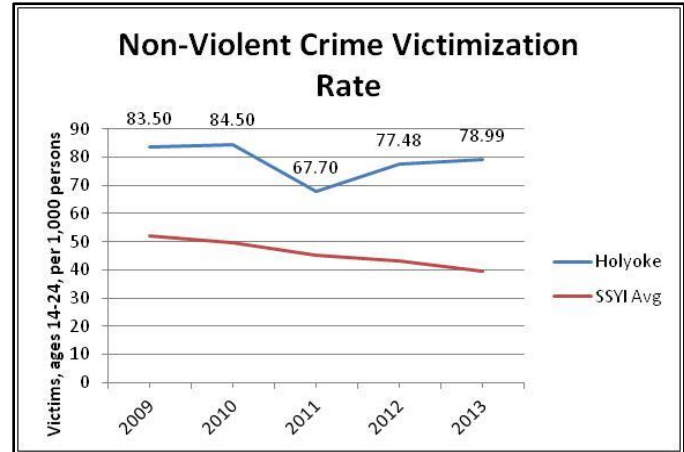
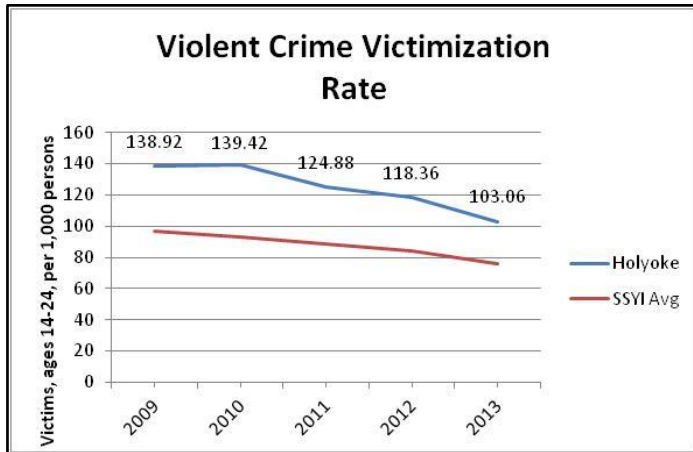
## Fall River SSYI Numbers at a Glance [Source: Site Grantee Quarterly Report, June 2014]

Youth on SSYI list	94
Number of SSYI youth contacted this quarter	100
Number of SSYI youth enrolled in an education program this quarter	5
Number of SSYI youth who were employed this quarter	20
Number of SSYI youth receiving trauma informed counseling this quarter	25

STOP. THINK. LET IT GO.

# Holyoke Safe and Supportive Youth Initiative (SSYI)

Funded Partners: \*CareerPoint \* Holyoke Boys & Girls Club\*Holyoke Police Department \* River Valley Counseling Center



(Source: Executive Office of Public Safety and Security, Office of Grants and Research)

## Community Conditions Associated with Youth and Violence in Holyoke

- **Population:** Holyoke's population was 39,880 as of 2010. (Source: Census, 2010)
- **Poverty:** Approximately 32.5% of people in Holyoke live in poverty. [Source: 2009-2011 American Community Survey 3 year estimates]
- **Employment:** 16.4% unemployment [Source: 2009-2011 American Community Survey 3 year estimates]
- **Education:** 85.3% of students are low income. The 4-year graduation rate is 53.8% (2013). [Source: MA Department of Education]
- **Crime:** In 2012, Holyoke had 0 murder and nonnegligent manslaughter offenses and 262 aggravated assault offenses reported. [Source: FBI, Uniform Crime Reports as prepared by the National Archive of Criminal Justice Data]

## SSYI Success Story

- **Background:** This participant was expelled from high school and was homeless and living in a shelter. He also has a learning disability.
- **Program Involvement:** This youth received intensive outreach, case management, and clinical services through the SSYI program. Despite his learning disability, he works one on one with a teacher and has made significant strides towards earning his GED.
- **Success:** He has improved his reading and math skills. He lives in his own apartment and is connected to mental health agencies and medical facilities.

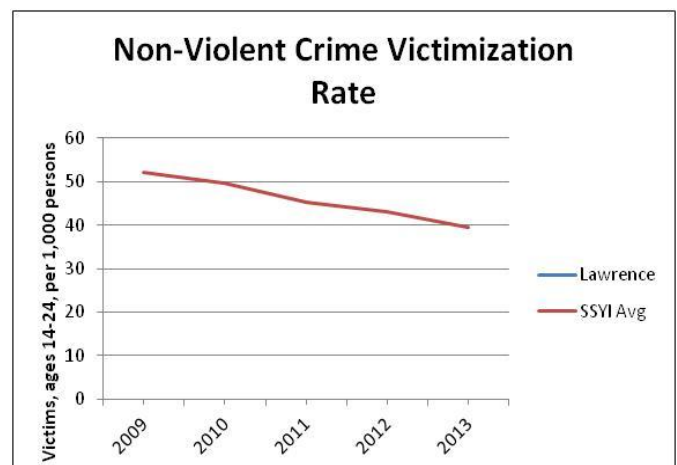
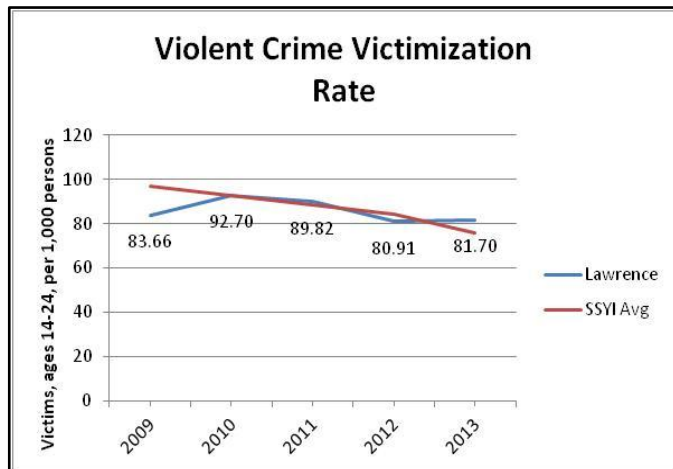
## Holyoke SSYI Numbers at a Glance [Source: Site Grantee Quarterly Report, June 2014]

Youth on SSYI list	118
Number of SSYI youth contacted this quarter	83
Number of SSYI youth enrolled in an education program this quarter	43
Number of SSYI youth who were employed this quarter	7
Number of SSYI youth receiving trauma informed counseling this quarter	33

STOP. THINK. LET IT GO.

# Lawrence Safe and Supportive Youth Initiative (SSYI)

Funded Partners: \* United Teen Equality Center \* Greater Lawrence Community Action Council, Inc \* Family Services of the Merrimack Valley, Inc\* Arlington Community Trabajando \* LMCC Family Resource Center



(Source: Executive Office of Public Safety and Security, Office of Grants and Research)

\* Data on forcible rape victimizations was not available in 2009-2010; violent crime victimization rates is likely underreported in these years.

\*\* Data on non-violent offenses was not available for analysis

## Community Conditions Associated with Youth and Violence in Lawrence

- **Population:** Lawrence's population was 76,377 as of 2010. (Source: Census, 2010)
- **Poverty:** Approximately 30.2% of people in Lawrence live in poverty. [Source: 2009-2011 American Community Survey 3 year estimates]
- **Employment:** 8.3% unemployment [Source: 2009-2011 American Community Survey 3 year estimates]
- **Education:** 92.4% of students are low income. The 4-year graduation rate is 61.3% (2013). [Source: MA Department of Education]
- **Crime:** In 2012, Lawrence had 2 murder and nonnegligent manslaughter offenses and 535 aggravated assault offenses reported. [Source: FBI, Uniform Crime Reports as prepared by the National Archive of Criminal Justice Data]

## SSYI Success Story

- **Background:** This youth had a history of gang involvement, was homeless, depressed, and alone for most of his life. He was arrested and struggling to provide for his young child. He eventually joined the program after experiencing significant violence-related trauma.
- **Program Involvement:** When he entered the program the street workers and case workers built a stable relationship with him. He received counseling, education, and vocational training. He also became involved in community services and took parenting classes.
- **Success:** He now has full time employment and is living independently. He is supporting his child, enrolled in community college, and is a community advocate for the SSYI program.

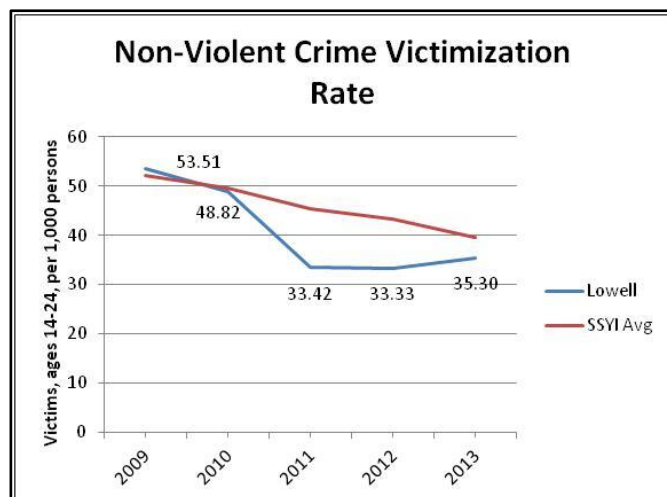
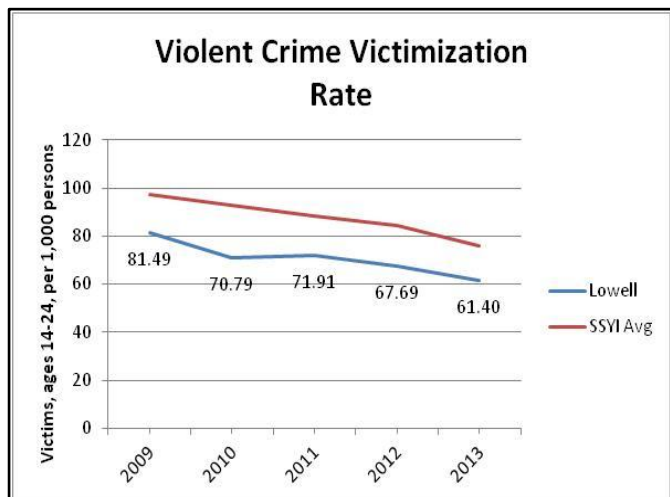
## Lawrence SSYI Numbers at a Glance [Source: Site Grantee Quarterly Report, June 2014]

Youth on SSYI list	121
Number of SSYI youth contacted this quarter	10
Number of SSYI youth enrolled in an education program this quarter	18
Number of SSYI youth who were employed this quarter	5
Number of SSYI youth receiving trauma informed counseling this quarter	2

STOP. THINK. LET IT GO.

# Lowell Safe and Supportive Youth Initiative (SSYI)

Funded Partners: \* Lowell Police Department \* United Teen Equality Center \* Lowell Community Health Center Teen Council \* Lowell Community Health Center Behavioral Health \* Middlesex Community College \* Career Center



(Source: Executive Office of Public Safety and Security, Office of Grants and Research)

## Community Conditions Associated with Youth and Violence in Lowell

- **Population:** Lowell's population was 106,519 as of 2010. (Source: Census, 2010)
- **Poverty:** Approximately 17.4% of people in Lowell live in poverty. [Source: 2009-2011 American Community Survey 3 year estimates]
- **Employment:** 11.2% unemployment [Source: 2009-2011 American Community Survey 3 year estimates]
- **Education:** 75.1% of students are low income. The 4-year graduation rate is 75.3% (2013). [Source: MA Department of Education]
- **Crime:** In 2012, Lowell had 0 murder and nonnegligent manslaughter offenses and 374 aggravated assault offenses reported. [Source: FBI, Uniform Crime Reports as prepared by the National Archive of Criminal Justice Data]

## SSYI Success Story

- **Background:** After a lengthy sentence in state prison, this young man struggled with homelessness and finding employment.
- **Program Involvement:** Through SSYI, the participant received employment services and training and participated in a subsidized employment program. He also received counseling services through SSYI.
- **Success:** He is now enrolled in community college, has an unsubsidized job, and continues to meet with his clinician weekly.

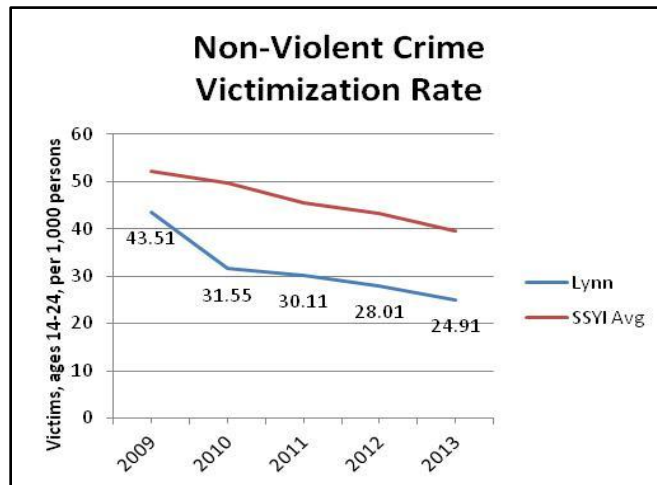
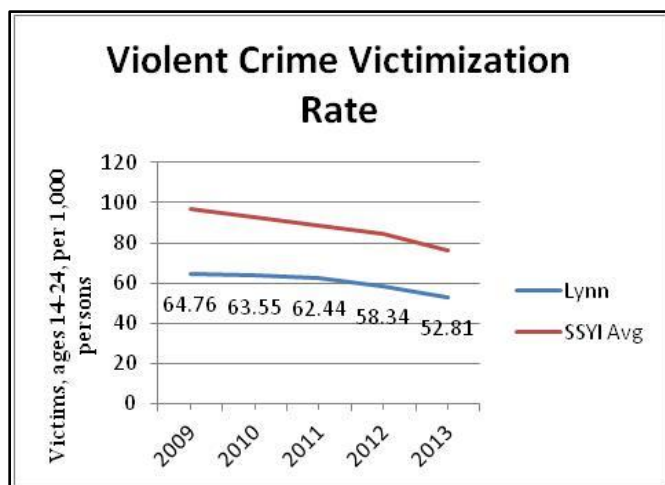
## Lowell SSYI Numbers at a Glance [Source: Site Grantee Quarterly Report, June 2014]

Youth on SSYI list	193
Number of SSYI youth contacted this quarter	107
Number of SSYI youth enrolled in an education program this quarter	9
Number of SSYI youth who were employed this quarter	17
Number of SSYI youth receiving trauma informed counseling this quarter	10

STOP. THINK. LET IT GO.

# Lynn Safe and Supportive Youth Initiative (SSYI)

Funded Partners: \*Lynn Police Department \* Family & Children's Service of Greater Lynn \* Lynn Youth Street Advocacy \* Catholic Charities North \* Straight Ahead Ministries \* Lynn Housing Authority & Neighborhood Development



(Source: Executive Office of Public Safety and Security, Office of Grants and Research)

## Community Conditions Associated with Youth and Violence in Lynn

- **Population:** Lynn's population was 90,329 as of 2010. (Source: Census, 2010)
- **Poverty:** Approximately 20.5% of people in Lynn live in poverty. [Source: 2009-2011 American Community Survey 3 year estimates]
- **Employment:** 12.3% unemployment [Source: 2009-2011 American Community Survey 3 year estimates]
- **Education:** 83.0% of students are low income. The 4-year graduation rate is 75.7% (2013). [Source: MA Department of Education]
- **Crime:** In 2012, Lynn had 2 murder and nonnegligent manslaughter offenses and 534 aggravated assault offenses reported. [Source: FBI, Uniform Crime Reports as prepared by the National Archive of Criminal Justice Data]

## SSYI Success Story

- **Background:** This youth has a history of gang violence. He was originally introduced to the SSYI program during his transitional release from prison.
- **Program Involvement:** The participant had a dedicated case worker who provided intensive services to build rapport and break down the distrust. He also received trauma counseling, participated in education programs, and was part of the SSYI employment program.
- **Success:** The youth developed a close relationship with his case worker. He received trauma counseling, obtained a GED, received his driver's license and is enrolled in community college. He was also part of the SSYI work crew and eventually transitioned to a non-subsidized job in the community, and is now living in an apartment on his own.

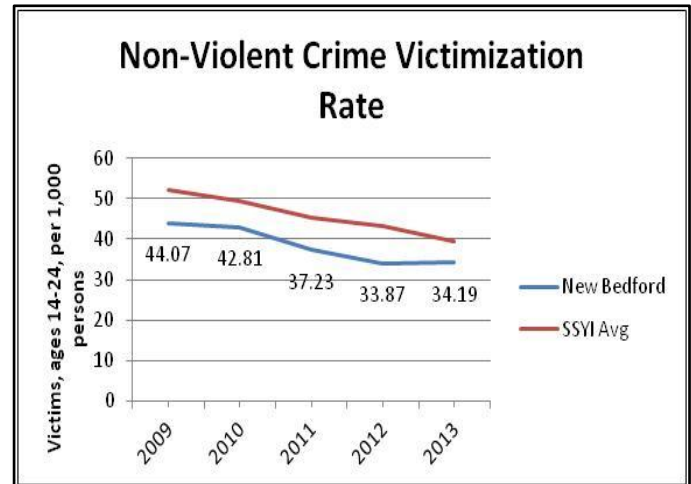
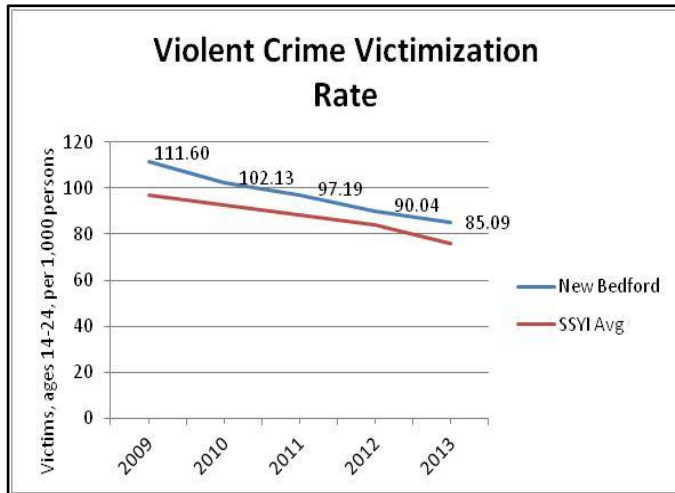
## Lynn SSYI Numbers at a Glance [Source: Site Grantee Quarterly Report, June 2014]

Youth on SSYI list	103
Number of SSYI youth contacted this quarter	66
Number of SSYI youth enrolled in an education program this quarter	6
Number of SSYI youth who were employed this quarter	10
Number of SSYI youth receiving trauma informed counseling this quarter	14

STOP. THINK. LET IT GO.

# New Bedford Safe and Supportive Youth Initiative (SSYI)

Funded Partners: \* Positive Action Against Chemical Addiction \* Seven Hills Behavioral Health \* New Direction \* YouthBuild\*  
Community Foundation of Southeast Mass \* Inter-Church Council of Greater New Bedford



(Source: Executive Office of Public Safety and Security, Office of Grants and Research)

## Community Conditions Associated with Youth and Violence in New Bedford

- **Population:** New Bedford's population was 95,072 as of 2010. (Source: Census, 2010)
- **Poverty:** Approximately 21.5% of people in New Bedford live in poverty. [Source: 2009-2011 American Community Survey 3 year estimates]
- **Employment:** 12.7% unemployment [Source: 2009-2011 American Community Survey 3 year estimates]
- **Education:** 75.6% of students are low income. The 4-year graduation rate is 59.0% (2013). [Source: MA Department of Education]
- **Crime:** In 2012, New Bedford had 2 murder and nonnegligent manslaughter offenses and 702 aggravated assault offenses reported. [Source: FBI, Uniform Crime Reports as prepared by the National Archive of Criminal Justice Data]

## SSYI Success Story

- **Background:** This young man struggled with homelessness, chronic mental illness, and severe learning challenges.
- **Program Involvement:** Through SSYI, this youth received educational services and counseling services including a psychiatric evaluation. He also was referred to other service agencies for housing and employment training.
- **Success:** He now has a stable, full time job and is living on his own. He is also beginning to address physical health needs, as well as continue with his mental health treatment.

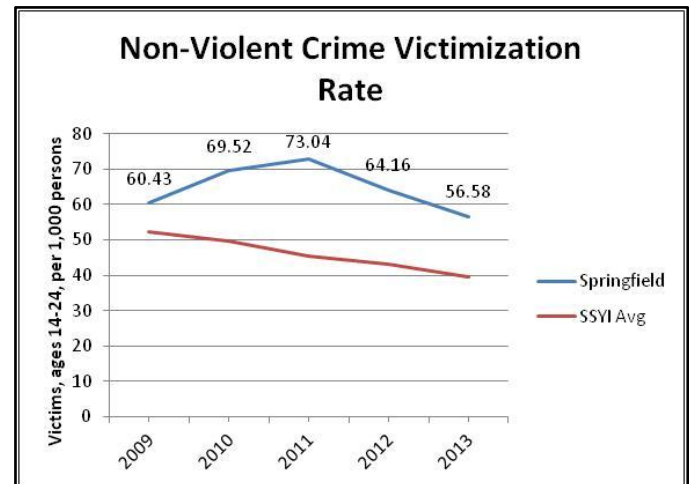
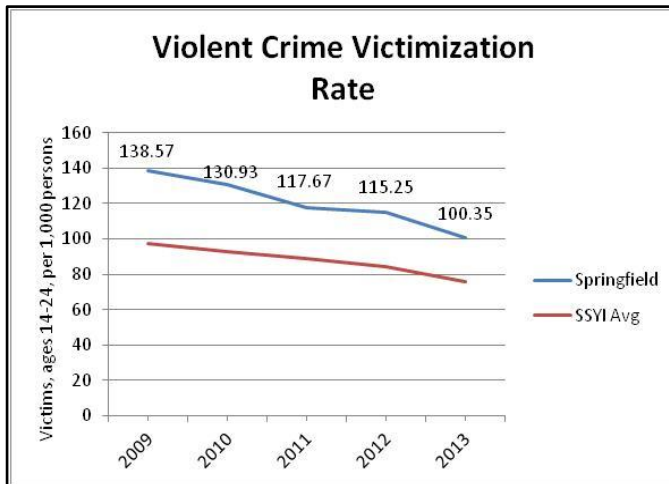
## New Bedford SSYI Numbers at a Glance [Source: Site Grantee Quarterly Report, June 2014]

Youth on SSYI list	104
Number of SSYI youth contacted this quarter	227
Number of SSYI youth enrolled in an education program this quarter	6
Number of SSYI youth who were employed this quarter	5
Number of SSYI youth receiving trauma informed counseling this quarter	13

STOP. THINK. LET IT GO.

# Springfield Safe and Supportive Youth Initiative (SSYI)

Funded Partners: \* Hampden County Sherriff Department \* Bay State Medical Center \* Salvation Army \* Regional Employment Board \* ROCA



(Source: Executive Office of Public Safety and Security, Office of Grants and Research)

## Community Conditions Associated with Youth and Violence in Springfield

- **Population:** Springfield's population was 153,060 as of 2010. (Source: Census, 2010)
- **Poverty:** Approximately 27.8% of people in Springfield live in poverty. [Source: 2009-2011 American Community Survey 3 year estimates]
- **Employment:** 14.9% unemployment [Source: 2009-2011 American Community Survey 3 year estimates]
- **Education:** 87.3% of students are low income. The 4-year graduation rate is 54.9% (2013). [Source: MA Department of Education]
- **Crime:** In 2012, Springfield had 11 murder and nonnegligent manslaughter offenses and 1,014 aggravated assault offenses reported. [Source: FBI, Uniform Crime Reports as prepared by the National Archive of Criminal Justice Data]

## SSYI Success Story

- **Background:** This youth had a history of incarceration for violent offenses, limited education, and gang involvement before becoming a participant in SSYI.
- **Program Involvement:** SSYI helped him obtain his GED while still in prison and then helped him navigate the process to obtain a Massachusetts ID upon release so he could start searching for a job. He went on to receive employment services through SSYI.
- **Success:** His family supported him as he transitioned back into the community and made efforts to change his lifestyle. He now has a full time job where he has been promoted, has received his driver's license, and was able to purchase a car. He is looking forward to starting community college.

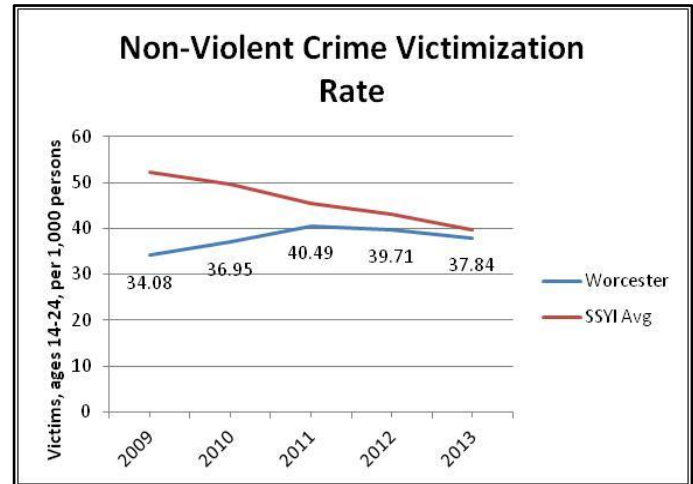
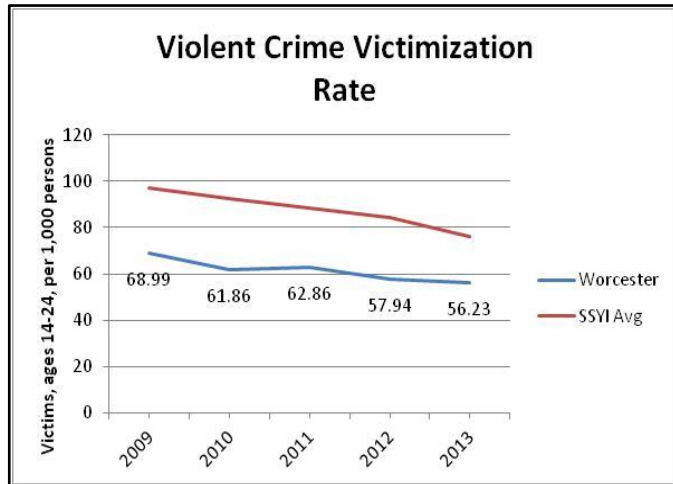
## Springfield SSYI Numbers at a Glance [Source: Site Grantee Quarterly Report, June 2014]

Youth on SSYI list	119
Number of SSYI youth contacted this quarter	92
Number of SSYI youth enrolled in an education program this quarter	40
Number of SSYI youth who were employed this quarter	23
Number of SSYI youth receiving trauma informed counseling this quarter	8

STOP. THINK. LET IT GO.

# Worcester Safe and Supportive Youth Initiative (SSYI)

Funded Partners: \* Boys & Girls Club \* I.C.C Shalom Neighborhood Center \* Straight Ahead Ministries \* Worcester Community Action Council \* Worcester Police Department \* Worcester Public Schools \* Worcester Youth Center



(Source: Executive Office of Public Safety and Security, Office of Grants and Research)

## Community Conditions Associated with Youth and Violence in Worcester

- **Population:** Worcester's population was 181,045 as of 2010. (Source: Census, 2010)
- **Poverty:** Approximately 20.4% of people in Worcester live in poverty. [Source: 2009-2011 American Community Survey 3 year estimates]
- **Employment:** 11.2% unemployment [Source: 2009-2011 American Community Survey 3 year estimates]
- **Education:** 73.0% of students are low income. The 4-year graduation rate is 73.4% (2013). [Source: MA Department of Education]
- **Crime:** In 2012, Worcester had 8 murder and nonnegligent manslaughter offenses and 1,298 aggravated assault offenses reported. [Source: FBI, Uniform Crime Reports as prepared by the National Archive of Criminal Justice Data]

## SSYI Success Story

- **Background:** This youth had been involved in gang activity and expelled from high school. He had also been the target of gun violence.
- **Program Involvement:** Over time he built a trusting relationship with the SSYI outreach worker. He received education and substance abuse services through the program.
- **Success:** This youth graduated from high school and went on to a four year college and is a college athlete.

## Worcester SSYI Numbers at a Glance [Source: Site Grantee Quarterly Report, June 2014]

Youth on SSYI list	110
Number of SSYI youth contacted this quarter	105
Number of SSYI youth enrolled in an education program this quarter	25
Number of SSYI youth who were employed this quarter	8
Number of SSYI youth receiving trauma informed counseling intake this quarter	2

STOP. THINK. LET IT GO.