

Safe and Successful Youth Initiative (SSYI)

Legislative Report



February 2023

Table of Contents

EXECUTIVE SUMMARY	4
SAFE AND SUCCESSFUL YOUTH INITIATIVE (SSYI) LEGISLATIVE REPORT	8
Background	8
SSYI Program Components	10
Cities with SSYI Programs	10
SSYI Program Administration and Operations.....	11
SSYI Grantees	12
Goals and Benchmarks for Grant Recipients	14
Report Methods	15
SSYI Database.....	15
FY22 Program Activities Across the Six Core Components	16
Youth Identified for Services.....	16
Outreach and Case Management	18
Educational, Occupational Training and Employment, and Behavioral Health Services	19
Program Participation Among Young Women	22
Race and Ethnicity	23
SSYI Evaluation	25
Success Stories	27
Operational and Technical Support: Trainings and Meetings	30
Program Management Support.....	30
SSYI Foundational Leadership Skills Trainings	32
Data Management and Reporting Services.....	32
SSYI Human Trafficking Grant Program	34
Background and Overview.....	34
FY22 SSYI Human Trafficking Program Demographics and Program Activities	36
Community Building and Healing through Groups and Prosocial Activities for Youth	38
SSYI Human Trafficking Trainings and Meetings.....	39
Collaboration with SSYI Cities on Human Trafficking.....	39
Survivor Mentoring: Grantee Voices.....	39
Evidence-Informed Program.....	42
SSYI Human Trafficking Success Stories	42

Youth Violence Prevention and Intervention Collaborations	44
Bibliography	45
Appendix A: Cities with Safe and Successful Youth Initiative Programs.....	46
Appendix B: Characteristics of SSYI Cities	47
Appendix C: Key Performance Indicators	51

EXECUTIVE SUMMARY

Background

The Safe and Successful Youth Initiative (SSYI) is a nationally recognized youth violence prevention and intervention initiative that operates in 14 cities across the Commonwealth with the highest juvenile crime rates. SSYI focuses efforts on a small number of youth, ages 17–24, that local police have identified as “proven risk” or “impact players.” These youth are determined by police to be substantially involved in gang activity or street violence, weapons violence, or crimes against persons. SSYI workers, many who have lived experience in the justice system, reach out and develop relationships with these youth and then offer them a chance to redirect their lives through educational, employment, and behavioral health services. SSYI combines public health and public safety approaches for eliminating youth violence.

The 14 SSYI programs are overseen by the Executive Office of Health and Human Services (EOHHS), Office of Children, Youth and Families (CYF). Commonwealth Corporation provides program management assistance to EOHHS and technical assistance to the 14 programs. The ForHealth Consulting™ at UMass Chan Medical School (ForHealth Consulting) provides data management, data reporting, and other supportive services. Each SSYI program is composed of a police department, lead agency, and program partners. Lead agencies are community-based organizations or quasi-governmental organizations that manage and coordinate all SSYI program activities, services, policies, operations, and reporting. Program partners provide services or opportunities to SSYI youth. Program partners may include nonprofit, municipal, county, or for-profit organizations and licensed mental health clinics.

EOHHS also operates the SSYI Human Trafficking Grant Program under the SSYI umbrella to meet the needs primarily of youth ages 10–24 (cisgender, transgender, and gender-expansive) who are survivors or at risk of human trafficking.

Legislative Mandate

This 2022 report is issued pursuant to the 2023 General Appropriations Act, line item 4000-0005:¹

For youth violence prevention program grants administered by the executive office of health and human services; provided, that the grants shall be targeted at reducing youth violence among young persons at highest annual risk of being perpetrators or victims of gun and community violence; provided further, that any new grants awarded from this item in fiscal year 2023 shall comply with the grant application requirements set forth in item 4000-0005 of section 2 of chapter 38 of the acts of 2013; provided further, that the executive office may select the same evaluator in fiscal year 2023 as selected in fiscal year 2022; provided further, that not later than February 15, 2023, the secretary of health and human services shall submit a report to the house and senate committees on ways and means detailing: (i) successful grant applications; (ii) the criteria used in selecting grant recipients; (iii) a set of clearly-defined goals and benchmarks on which grant recipients shall be evaluated; and (iv) outcomes and findings that demonstrate program success from the grant awards for fiscal year 2022; provided further, that funds may be set aside for the administration of these programs; provided further, that these funds shall be available to those municipalities with the highest number of annual youth homicides and serious assaults as determined by the executive office . . .

¹ An Act Making Appropriations for the Fiscal Year 2023 for the Maintenance of the Departments, Boards, Commissions, Institutions, and Certain Activities of the Commonwealth, for Interest, Sinking Fund and Serial Bond Requirements, and for Certain Permanent Improvements, 2022 Mass. Acts, ch. 126.

SSYI Outputs

This report details successful SSYI grant applications, program goals and benchmarks for evaluating grant recipients, and SSYI program outcomes and findings for state fiscal year 2022 for the 14 SSYI programs and the three SSYI Human Trafficking grantee programs.

The data for the 14 SSYI cities provided in this report are primarily derived from the SSYI case management system, referred to as the SSYI database. The SSYI database supports program operations and reporting across all SSYI roles, including police departments, lead agencies, and program partners. All SSYI sites use this single system for youth identification, outreach, contact with youth, enrollment, case management, education, employment, and behavioral health functions.

During the period covered by this report, SSYI provided innovative and important services to youth whom police departments identified as being most likely to be victims or perpetrators of violent weapons offenses. In summary:

- A total of **1,881 youth were identified by police as eligible for SSYI** in FY22. Outreach workers contacted these youth to solicit their participation in SSYI. There were **1,024 youth contacted in FY22**.
- If youth agreed to enroll in SSYI, a case manager conducted an intake interview to gather information about them and enroll them in the program. Enrolled youth received case management services. A total of **963 youth were enrolled and received case management services in FY22**.
- Case managers coordinated with local service providers to engage youth in education programs. Educational services primarily focused on maintaining high school or alternative high school enrollment and graduation or assisted with the attainment of HiSET or GED qualifications. A total of **564 youth received education services in FY22**.
- SSYI programs also offered occupational training and employment services to provide youth with both the soft and hard skills necessary to succeed in the workplace. Youth who enrolled in transitional/subsidized employment received SSYI program support in obtaining and maintaining unsubsidized jobs, including ongoing communication with their case managers and assistance with problem resolution, job retention, and further career planning and skill development. A total of **622 youth participated in employment activities in FY22**.
- Many SSYI youth have experienced trauma and many have mental health issues or substance use disorders. Case managers helped SSYI youth to access behavioral health services. A total of **814 youth participated in behavioral health services in FY22**.
- Most eligible youth were non-White (89%), including Latinx youth. **The percentages of non-White eligible youth participating in services were comparable to White eligible youth**, and were as follows: education, 32% vs. 35%; employment, 35% vs. 37%; and behavioral health, 48% vs. 45%.
- The SSYI program was expanded in FY19 to include young women (ages 17 to 24.) **There were 181 SSYI-eligible young women in FY22**.

In the **SSYI Human Trafficking Grant Program in FY22, 127 youth were enrolled**. All received survivor mentoring and an array of services; 78% received behavioral health services, 77% received physical health services, 69% received housing services, and 64% received educational services. In addition, most youth received direct financial assistance. Grantees also conducted trainings for other service providers and offered groups and activities to youth.

SSYI Outcomes

In February 2021, SSYI was identified as a “Promising Program” by the U.S. Department of Justice, National Institute of Justice (NIJ), and has been selected for inclusion in the Office of Juvenile Justice and Delinquency Prevention (OJJDP) Model Programs Guide.² In September 2021, the Giffords Law Center to Prevent Gun Violence noted: “The evidence shows that SSYI’s investment in local, community-based violence reduction strategies is saving the lives and money of Massachusetts residents.”³

The American Institutes for Research (AIR), in partnership with WestEd, has been the state evaluator for SSYI since 2013. The findings from the AIR–WestEd evaluations include the following:

- A rigorous matched comparison study was conducted to examine the likelihood of incarceration among different groups of individuals identified by police as eligible for SSYI. The study found that those eligible but not enrolled in SSYI were twice as likely to be incarcerated as those who were eligible and enrolled.⁴
- An examination of community-level violent crime trends before and after the establishment of SSYI found a statistically significant reduction in violent victimizations in cities where SSYI was operating as compared with cities that were not implementing SSYI.⁵
- A cost and benefit calculation of reduced victimizations from violent crime in SSYI cities found that for every \$1 invested in SSYI, SSYI cities save \$5.10 in victimization costs.⁶
- An analysis of CORI data on reoffending in combination with youth case management data from SSYI cities found a statistically significant association between decreased recidivism and increased contact with SSYI outreach and case management staff.⁷

² National Institute of Justice Crime Solutions, “Program Profile.”

³ Giffords Law Center to Prevent Gun Violence, *Local Intervention Strategies*.

⁴ Campie et al., *Predict Incarceration Likelihoods*.

⁵ Campie et al., *2018–19 Final Programmatic Report*.

⁶ Campie et al., *2018–19 Final Programmatic Report*.

⁷ Campie et al., *Influence of Outreach*.

SAFE AND SUCCESSFUL YOUTH INITIATIVE (SSYI) LEGISLATIVE REPORT

Background

SSYI is a nationally recognized youth violence prevention and intervention initiative that operates in cities with the highest juvenile crime rates. SSYI focuses efforts on a small number of youth, ages 17–24, that local police have identified as “proven risk” or “impact players.” These youth are determined by police to be substantially involved in gang activity, street violence, weapons violence, or crimes against persons. SSYI workers, many who have lived experience in the justice system, reach out and develop relationships with these youth and then offer them a chance to redirect their lives through educational, employment, and behavioral health services.

SSYI combines public health and safety approaches for eliminating youth violence. The original SSYI model was driven by research conducted by the Boston Police Department on high-crime neighborhoods. The program model reflects the belief that a disproportionately small number of individuals drive most of the violent crime. By identifying these high-impact players in each community, SSYI aims to directly intervene in their lives in a positive way, thus reducing violent crime. SSYI fills gaps in direct services currently available to such proven-risk youth, who require extensive, intentional outreach and engagement and are not typically served by traditional youth-focused organizations.

The process of identifying individuals eligible for SSYI services is rigorous and is performed by local police departments, with input from other law enforcement partners, stakeholders, and service providers. Following identification, specialized outreach/street workers contact these high-risk young adults and attempt to engage them in SSYI program services.⁸



⁸ In FY19, EOHHS modified the program eligibility criteria to allow services for young women, in addition to young men.

Outreach can be very challenging, since these youth have typically been disconnected from school and other resources; some SSYI youth are in a house of correction or state prison at the time of initial contact. Many outreach workers may themselves have a similar background to these young adults and can frequently establish positive relationships with them, making them feel comfortable with various aspects of SSYI programming. Enrolling eligible youth into the SSYI program typically requires numerous contact attempts and ongoing support from the outreach workers throughout the program.

Once enrolled in SSYI, youth receive intensive case management. Case managers, working closely with mental health clinicians and outreach workers, stay in contact with the young adults and assess their needs and progress on an ongoing basis. Case managers also coordinate with other service providers to provide educational, employment, and behavioral health services. Educational services focus on maintaining high school or alternative high school enrollment and graduation, or on assisting with attaining HiSET or GED qualifications.

The SSYI program also offers occupational training and employment services, providing youth with both soft and hard skills necessary to succeed in the workplace. With proven-risk populations, there is a need for intensive soft-skill development to address the underdevelopment of their professional skills and enhance their employability. Youth then enroll in transitional/subsidized employment and receive support in obtaining and maintaining unsubsidized jobs, including ongoing communication with their case managers, assistance with problem resolution, job retention, and further career planning and skill development.

Another distinguishing element of the SSYI model is behavioral health services, where youth can access licensed clinicians with experience working with troubled youth and with skills in trauma treatment and other appropriate therapies. Behavioral health services also reflect an awareness of substance abuse prevention, reduction, and treatment, including screening and services targeting opioid addiction and abuse.



SSYI Program Components

The SSYI model, as previously described, is composed of six core components (Table 1).

Table 1. Core Components of SSYI Program

Program Component	Component Description
Identification	Police identify youth most likely to be victims or perpetrators of violent weapons offenses. These individuals comprise the eligible youth, who are 17–24 years old and known to law enforcement as meeting at least one of the following criteria:* <ul style="list-style-type: none"> • Repeatedly engages in crimes against persons • Repeatedly engages in weapons violence • Is in a leadership role in a gang • Is substantially involved in gang activity or street violence • Significantly facilitates gang activity or street violence
Outreach	Specialized outreach/street workers contact high-risk eligible youth and attempt to enroll them in the SSYI program.
Enrollment/Case Management	Enrolled SSYI youth receive intensive case management. Case managers work closely with mental health clinicians and outreach workers to assess youth needs and progress. Case managers also coordinate with others to provide education, employment, and behavioral health services to youth.
Education	Educational services are provided to youth. These services include high school, alternative high school, and HiSET and GED programs.
Occupational Training & Employment Services	The SSYI program provides occupational training and employment services to youth, including the soft and hard skills necessary to succeed in the workplace.
Behavioral Health Services	SSYI youth have access to licensed clinicians with experience working with troubled youth, including trauma treatment and substance abuse prevention, screening, reduction, and treatment.

* These criteria were implemented in FY20 and some youth were eligible under prior-year criteria. For additional details, see the “FY22 Program Activities Across the Six Core Components” section.

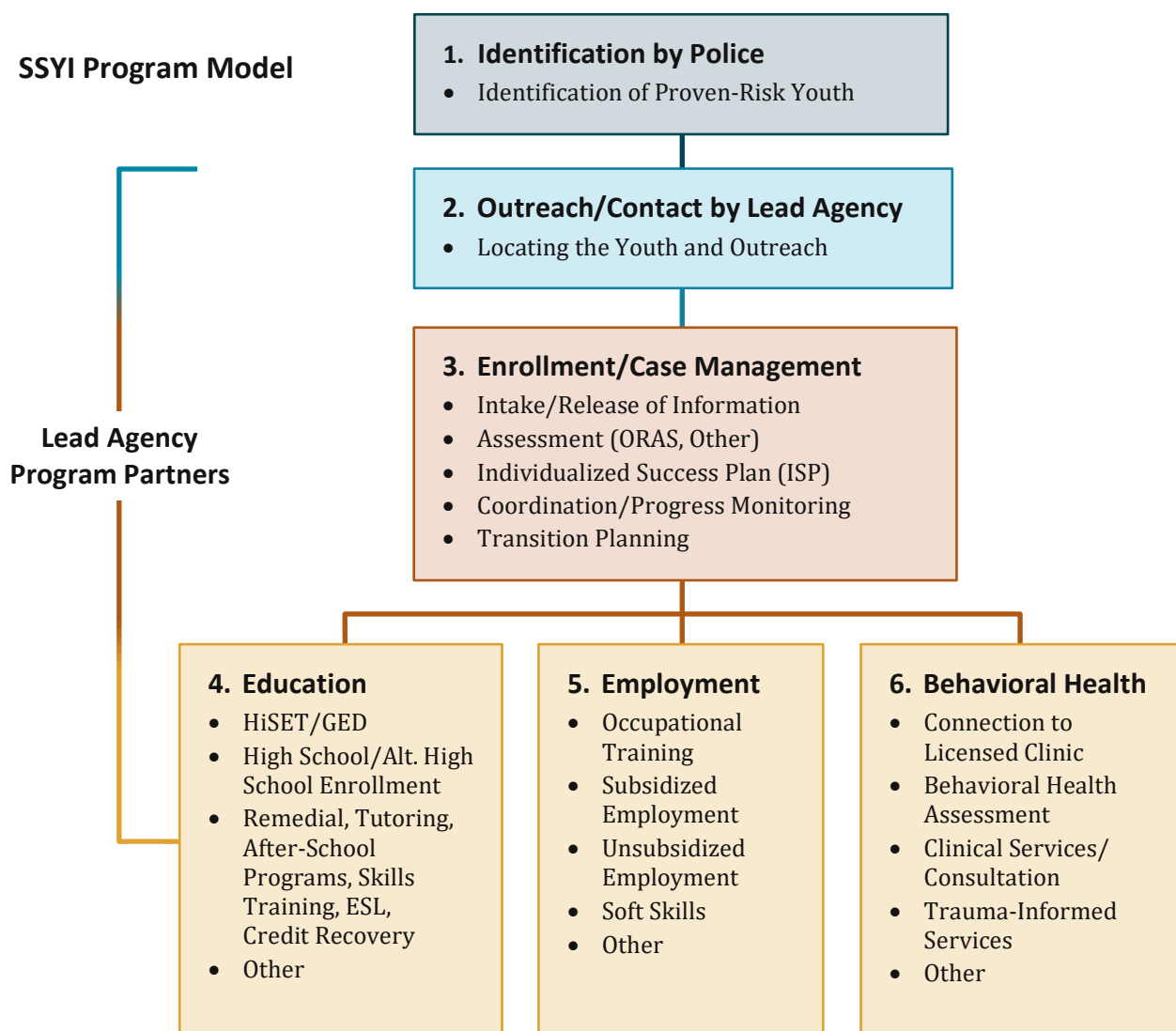
Cities with SSYI Programs

SSYI programs operate in the following 14 cities: Boston, Brockton, Chelsea, Fall River, Haverhill, Holyoke, Lawrence, Lowell, Lynn, New Bedford, North Adams, Pittsfield, Springfield, and Worcester, (see [Appendix A](#)). These cities have high poverty rates, ranging from 12.0% in Haverhill to 27.5% in Holyoke for the 2016 through 2020 period (Appendix B, Figure B1). Unemployment rates statewide continued to decrease in FY22; however, most SSYI cities have high unemployment rates compared to the overall Massachusetts rate of 3.1% ([Appendix B](#), Figure B2). The Commonwealth’s 2016–2020 unemployment rate for persons ages 16–24 was 11.9%; nine SSYI cities have higher rates, including seven cities—Springfield, Lawrence, Holyoke, Fall River, Pittsfield, Boston, and Brockton—with rates exceeding 15% ([Appendix B](#), Figure B3). Male high school dropout rates in 2021 ranged from 6.7% in Worcester to 18.9% in Chelsea ([Appendix B](#), Figure B4). In 2021, the violent crime rates in SSYI cities ranged from 321 crimes per 100,000 residents to 1,064 crimes per 100,000 residents ([Appendix B, Table B1](#)).

SSYI Program Administration and Operations

The EOHHS Office of Children, Youth and Families (CYF) oversees and administers the SSYI program and awards grants to cities. Commonwealth Corporation supports the program’s administration by providing program management support, technical assistance, professional development, and training services to the local SSYI programs. ForHealth Consulting provides data management, information system training and support, and program reporting.

Each SSYI program (see below) comprises a police department, lead agency, and program partners. Police departments receive grant funding and provide overall leadership and oversight to lead agencies and program partners. Lead agencies are community-based organizations or quasi-governmental organizations that manage and coordinate all SSYI program activities, services, policies, operations, and reporting. Program partners provide services or opportunities to SSYI youth and may include nonprofit, municipal, county, or for-profit organizations, or licensed mental health clinics.



SSYI Grantees

SSYI funds are administered by EOHHS and are available to cities with the highest annual number of youth homicides and serious assaults. SSYI completed a procurement in 2015 and reopened the procurement in 2018 and 2019 to add one additional city each year. EOHHS currently contracts with 14 SSYI grantees (municipalities/police departments) that have grant agreements through June 30, 2025. These grants also fund subgrantees, including 14 lead agencies, 11 mental health providers and 20 local provider agencies (Table 2).

Table 2. FY22 SSYI Grantees and Subgrantees

City	Grantee (FY2022 Funding)	Lead Agency	Mental Health Clinic	Program Partners That Receive SSYI Funds
Boston	Boston Police Department (\$1,150,000)	Boston Public Health Commission	Boston Medical Center, Bay Cove Human Service	<ul style="list-style-type: none"> • MissionSAFE • Youth Options Unlimited • InnerCity Weightlifting • More Than Words • Notre Dame Education Center
Brockton	Brockton Police Department (\$500,000)	Old Colony YMCA	Old Colony YMCA	<ul style="list-style-type: none"> • MassHire Greater Brockton Workforce Board • Health Imperatives
Chelsea	Chelsea Police Department (\$500,000)	Roca	North Suffolk Community Services	
Fall River	Fall River Police Department (\$600,000)	Greater Fall River RE-CREATION	Solid Ground Psychotherapy Associates	<ul style="list-style-type: none"> • Bristol County Training Consortium (MassHire Fall River Career Center) • Bristol County Sheriff's Office • City of Fall River
Haverhill	Haverhill Police Department (\$500,000)	Utec	NFI	
Holyoke	Holyoke Police Department (\$600,000)	Roca	River Valley Counseling Center (RVCC)	<ul style="list-style-type: none"> • MassHire Holyoke Career Center
Lawrence	Lawrence Police Department (\$700,000)	Lawrence Family Development (doing business as Lawrence Prospera)	Children's Friend and Family Services	

City	Grantee (FY2022 Funding)	Lead Agency	Mental Health Clinic	Program Partners That Receive SSYI Funds
Lowell	Lowell Police Department (\$700,000)	Utec		
Lynn	Lynn Police Department (\$500,000)	Roca	Children's Friend and Family Services	<ul style="list-style-type: none"> Lynn Youth Street Outreach Advocacy (LYSOA)
New Bedford	New Bedford Police Department (\$500,000)	United Way of Greater New Bedford	Child & Family Services, Inc.	<ul style="list-style-type: none"> Bristol County Sheriff's Office
North Adams	North Adams Police Department (\$420,000)	18 Degrees		
Pittsfield	Pittsfield Police Department (\$500,000)	18 Degrees		
Springfield	Springfield Police Department (\$650,000)	Roca	Clinical & Support Options	<ul style="list-style-type: none"> Baystate Medical Center Hampden County Sheriff's Department MassHire Springfield Career Center
Worcester	Worcester Police Department (\$700,000)	Worcester Community Action Council (WCAC)	Open Sky Community Services	<ul style="list-style-type: none"> Legendary Legacies Worcester Youth Center Worcester Public Schools Laurie Ross




Goals and Benchmarks for Grant Recipients

The current grant agreements between EOHHS and SSYI grantees require them to demonstrate effective approaches toward meeting annual performance targets. Grantees set individualized performance targets with a goal of meeting or exceeding the previous year’s statewide averages for each of the six core program components. The Annual Performance Targets (Table 3) represent the sum of targets for all cities.

Table 3. Annual Performance Targets by Component

Program Component	Target Description	FY22 Target
Identification	Youth who have been identified for participation in the SSYI program, referred to as eligible youth	1,807
Outreach/Contact	The number of eligible youth who have been contacted by outreach staff	1,496
Enrollment/ Case Management	Eligible youth who enroll in the program	1,035
Education	Eligible youth who are participating in educational services	544
Occupational Training and Employment Services	Eligible youth who are participating in occupational training and employment services	812
Behavioral Health Services	Eligible youth who are participating in behavioral health services	819



Report Methods

SSYI Database

The SSYI city data provided in this report are primarily derived from the SSYI case management system referred to as the SSYI database. The database supports SSYI program operations and reporting across all SSYI roles, including police departments, lead agencies, and program partners. All SSYI sites use this single system for youth identification, outreach, and case management functions.

The SSYI database was implemented in 2017 by the ForHealth Consulting Data Management group in collaboration with local SSYI programs, EOHHS, and Commonwealth Corporation. The data in this report reflect the fourth full fiscal year of data available in the SSYI database. The SSYI database was built on the Microsoft Dynamics Customer Relationship Management (CRM) system and is accessed via the internet using a web browser (via Secure Sockets Layer) and includes web pages designed specifically to support the day-to-day operations of the SSYI programs. To ensure data security, the SSYI database is implemented within Microsoft's cloud-based Dynamics 365 CRM service. Dynamics 365 meets the compliance standards of the American Institute of Certified Public Accountants (AICPA) Service Organization Controls (SOC) 2.⁹

The SSYI database improves operations by facilitating consistency in case management and outreach processes and by improving reporting consistency across SSYI program locations. The database includes role-based permissions where staff roles define data access and business functions. Police officers maintain a list of the eligible youth, enter eligibility criteria, and refer youth to program directors. Police officers do not have access to youth assessment, enrollment/case management, outreach, or service data. Program directors in lead agencies use the SSYI dataset to assign youth to outreach workers and case managers and track youth progress. Outreach workers use the SSYI database to track youth contacts and record case notes. Using the SSYI database, case managers record intake and assessment information, enroll youth, track and maintain individualized success plans, and track and monitor progress in SSYI educational, employment, and behavioral health activities.



⁹ More information about this compliance certification is available from Microsoft: <https://www.microsoft.com/en-us/trustcenter/Compliance/SOC?Search=true>.

FY22 Program Activities Across the Six Core Components

Youth Identified for Services

The criteria that police use to determine SSI eligibility slightly changed in FY20. Among youth eligible in FY22, those identified prior to FY20, (938 youth) met at least two of the following criteria:

- Repeatedly engages in weapons violence or crimes against persons
- Was a victim of weapons violence or crimes against persons
- Engages in high-volume, drug-related criminal activity
- Is in a leadership role in a gang or significantly involved in gang activity

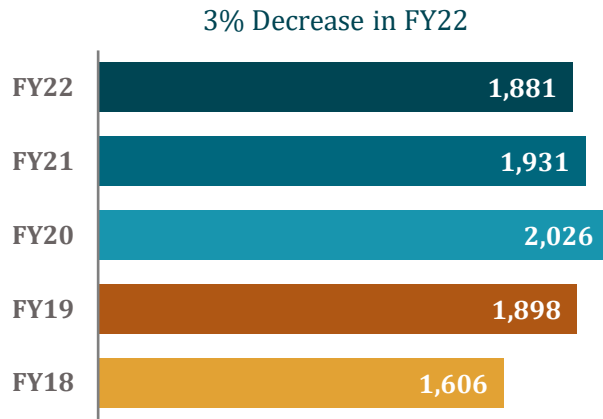
The FY22 eligible youth identified during or after FY20 (943 youth), met at least one of the following criteria:

- Repeatedly engages in crimes against persons
- Repeatedly engages in weapons violence
- Is in a leadership role in a gang
- Is substantially involved in gang activity or street violence
- Significantly facilitates gang activity or street violence

There were 1,881 eligible youth during FY22, a decrease of 3% from 1,931 eligible in FY21 (Figure 1).¹⁰

Approximately three-quarters (69%) of the eligible youth were eligible for SSI because they repeatedly engaged in weapons violence or crimes against persons (Figure 2).¹¹ Half (50%) were eligible because they were in a leadership role in a gang, they were substantially involved in gang activities or street violence, or they significantly facilitated gang activity or street violence.

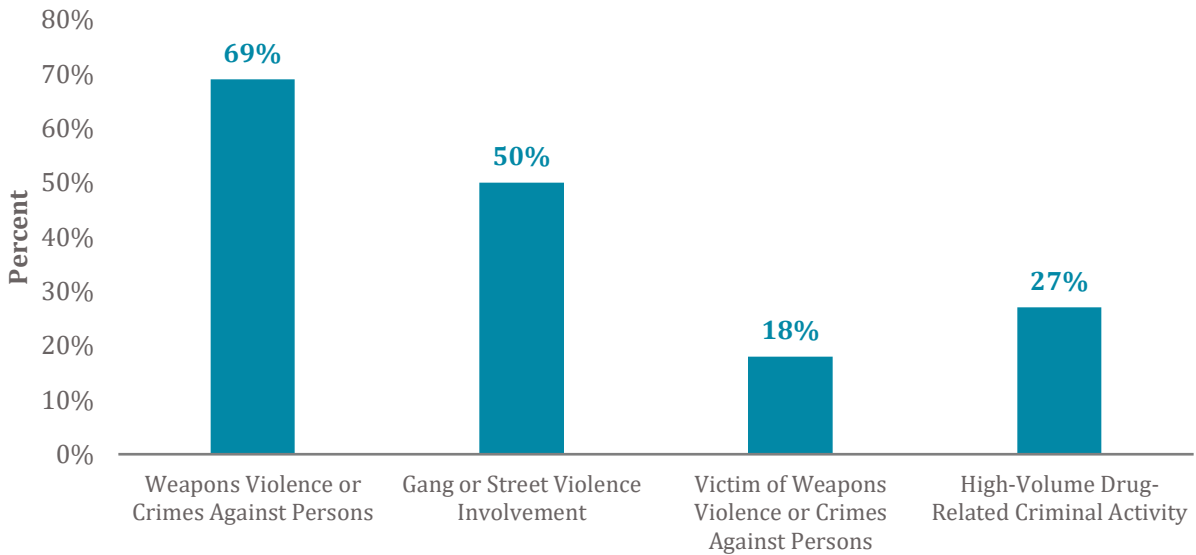
Figure 1: Unduplicated SSI Eligible Youth



¹⁰ See Appendix Table C1 for the number of unduplicated youth on the SSI list for each program.

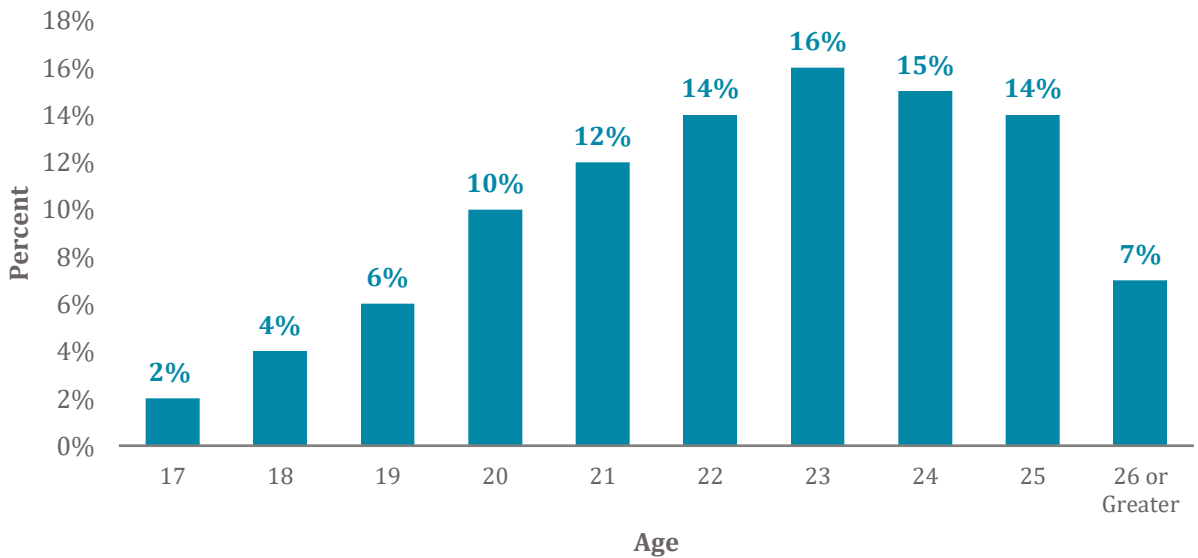
¹¹ The percentages in Figure 2 total to more than 100% because youth may be eligible for multiple reasons.

Figure 2: Eligible Youth (%) by Eligibility Criteria



The age distribution of eligible youth is shown in Figure 3.¹²

Figure 3: Age Distribution (%) of Eligible Youth



¹² Youth ages 25 and above were primarily served on an exception basis, with prior EOHHS approval.

Outreach and Case Management

Outreach workers contact eligible youth to solicit program enrollment. Once youth agree to enroll in SSYI, case managers have recurring contact with them to gather intake and assessment information, develop individualized success plans, and coordinate and track SSYI services. Contact occurs in person, by phone, through social media, or through text messaging. For this reporting period (Table 4), most contact occurred either in person (38%) or by phone (23%).

A case manager conducts an intake interview for each enrolled youth to gather information. Enrolled youth then receive case management services. There were 963 youth receiving case management services during FY22 (Figure 4).¹³ There was no change in the number of youth receiving case management between FY21 and FY22.

Figure 4: Number of Youth Receiving Case Management

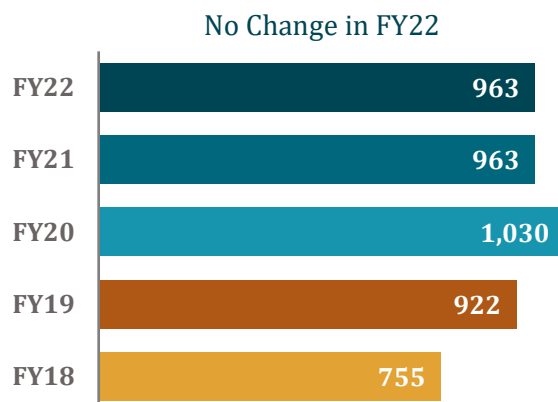


Table 4. Successful Contacts of Eligible Youth by Contact Type

Contact Type	Number of Contacts (%)
	FY22
In Person	11,449 (38)
Phone (Conversation)	6,911 (23)
Phone (Voicemail)	42 (0.1)
Social Media	737 (2)
Text Message	10,318 (34)
Email	458 (2)
No Contact Type	409 (1)
Total	30,324 (100)

¹³ See Appendix Table C3 for the number of unduplicated youth enrolled by city.

Educational, Occupational Training and Employment, and Behavioral Health Services

Case managers coordinate with local service providers to engage youth in educational programs. Educational services primarily focus on maintaining high school or alternative high school enrollment and graduation, or they assist with the attainment of HiSET or GED qualifications.

There were 564 youth participating in educational activities in FY22, a decrease of 6% compared to FY21 (Figure 5).¹⁴ SSYI youth participated in 634 educational activities in FY22 (Table 5). Approximately 48% of these activities were HiSET or GED programs.

Figure 5: Number of Youth Participating in Educational Services

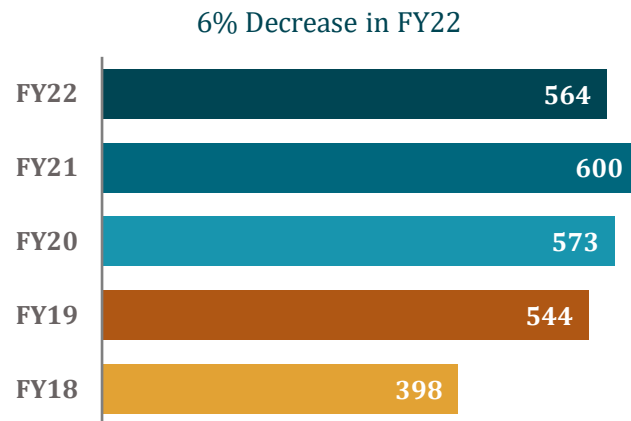


Table 5. Youth Educational Activities

Education Type	Number of Activities (%)
	FY22
HiSET or GED	305 (48)
High School	54 (9)
Associate Degree	18 (3)
Other*	257 (40)
Total	634 (100)

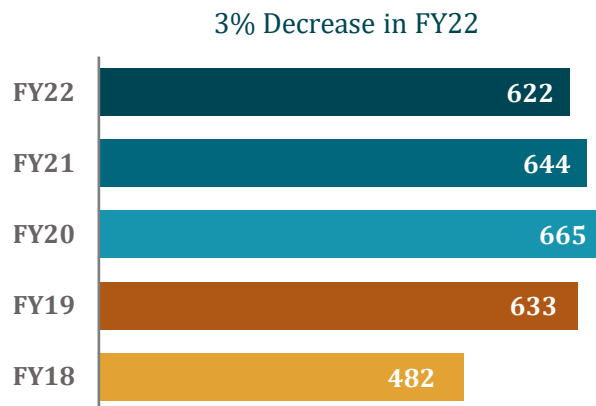
*“Other” includes peer education, SSYI grantee educational programming, and life skills.

¹⁴ See Appendix Table C4 for the number of unduplicated youth participating in education activities by city.

The SSYI program also offers occupational training and employment services, which provide youth with both the soft and hard skills necessary to succeed in the workplace. This includes soft-skill development to enhance employability. Youth who enroll in transitional/subsidized employment receive SSYI program support to obtain and maintain unsubsidized jobs, plus ongoing communication with their case managers and assistance with problem resolution, job retention, and further career planning and skill development.

There were 622 youth participating in employment activities during FY22 (Figure 6).¹⁵ This was a 3% decrease compared to FY21.

Figure 6: Number of Youth Employed or Participating in Occupational Training



Youth participated in 830 employment activities in FY22 (Table 6). The activities were divided among unsubsidized employment, subsidized employment, and occupational/job readiness training. Unsubsidized employment accounted for approximately 48% of employment activities, subsidized employment accounted for 35%, and occupational readiness training accounted for 15%.

Table 6. Youth Employment Activities

Employment Type	Number of Activities (%)
	FY22
Occupational Readiness Training	124 (15)
Full-Time (Unsubsidized)	201 (24)
Part-Time (Unsubsidized)	197 (24)
Subsidized	291 (35)
Other*	17 (2)
Total	830 (100)

* “Other” includes identifying and collaborating with employers, coaching and assistance with job applications and with preparing for job interviews, and ongoing communication with youth and their employers, as appropriate, to assist youth with problem resolution, job retention, and additional career planning and skill development needs.

¹⁵ See Appendix Table C5 for the number of unduplicated youth participating in employment activities by city.

Many SSYI youth have experienced trauma, and some have behavioral health issues and/or substance use disorder. Case managers help youth access behavioral health services, which are provided by SSYI-funded or external clinicians.

There were 814 youth participating in behavioral health services in FY22 (Figure 7).¹⁶ This is an increase of 8% compared to FY21.

SSYI youth participated in 1,588 behavioral health services in FY22 (Table 7). Clinical evaluations are the first step, and 302 clinical evaluations took place. Support groups provide a space where youth can share their experiences and recognize that other youth may be dealing with similar challenges. Many youth have experienced trauma and addressing this helps them overcome their traumatic experiences. SSYI youth participated in 274 trauma-informed services.

Figure 7: Number of Youth Participating in Behavioral Health Services

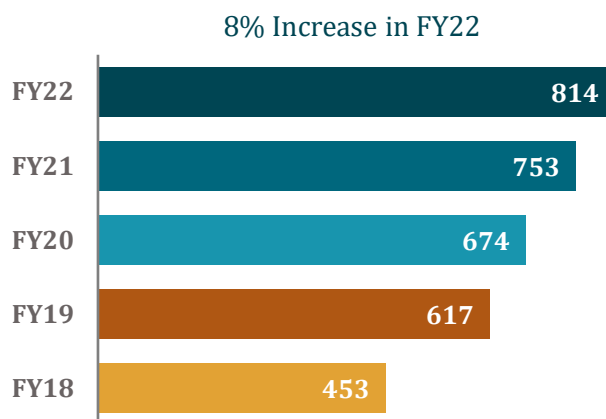


Table 7. Behavioral Health Services, FY22

Service Type	Number of Services (%)
	FY22
Anger Management Class	34 (2)
Circles	181 (12)
Clinical Evaluation	302 (19)
Fatherhood Class	13 (1)
Substance Abuse Services	21 (1)
Support Group	34 (2)
Trauma-Informed Services	274 (17)
Other*	729 (46)
Total	1,588 (100)

* "Other" includes individual counseling, peace-building skill groups, social problem-solving groups, and so forth.

¹⁶ See Appendix Table C6 for the number of unduplicated youth participating in behavioral health services by city.

Program Participation Among Young Women

The SSYI program was expanded in FY19 to include young women (ages 17 to 24.) There were 181 SSYI-eligible women in FY22 (Figure 8), a 13% increase compared to FY21. Among these women, 115 completed the SSYI intake process and agreed to enroll in SSYI (Table 8). Seventy-one women participated in educational services, 54 in employment services, and 93 in behavioral health services.

Figure 8: Number of Eligible Women

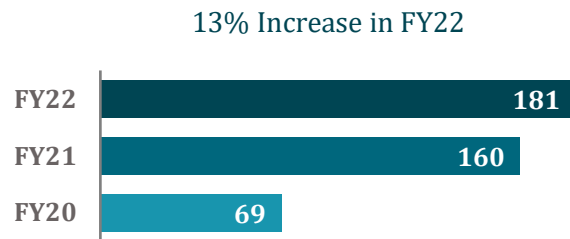


Table 8. Program Participation Among Young Women

Program Component	Number of Young Women in FY22
Eligible Young Women	181
Enrolled in Case Management	115
Educational Services	71
Employment Services	54
Behavioral Health Services	93

Race and Ethnicity

SSYI youth self-report their race and ethnicity as part of the intake process. Data were collected in a two-question format with separate questions for race and ethnicity; youth may report multiple races and ethnicities. Table 9 provides race and ethnicity statistics for eligible youth.

The data are presented here in two formats: an ordered format and a combination format (Table 9).¹⁷ In the ordered format, youth are included in a race or ethnicity category in a specified order. Once a youth is counted in a category, that youth is not counted in subsequent categories in the order. Thus, the categories are mutually exclusive, and the sum of the counts for each category equals the total number of youth (except for the youth with missing race and ethnicity data). The order is as follows: Hispanic/Latinx, Black or African American, American Indian/Alaska Native, Asian, Native Hawaiian or Other Pacific Islander, and Other. With this order, the Hispanic/Latinx category includes 49% of youth and the Black or African American and White categories include 35% and 11%, respectively.

In the combination format, high-frequency combinations are reported. The combinations occurring at the highest frequency are the following: Hispanic/Latinx and White (27%), Hispanic/Latinx and Other (8%), and Hispanic/Latinx and Black or African American (7%).

Table 9. Race and Ethnicity Categories

	Number of Youth (%)
Race and Ethnicity Category	Eligible Youth, FY22
Total Youth*	1,692 (100)
Hispanic/Latinx	828 (49)
Black or African American	592 (35)
Asian	30 (2)
White	183 (11)
Other	59 (3)
Most Frequent Reported Combinations	
Hispanic/Latinx and White	456 (27)
Hispanic/Latinx and Other	144 (8)
Hispanic/Latinx and Black or African American	114 (7)

* The total does not include 189 youth with missing race or ethnicity.

Tables 10 and 11 provide service participation statistics by race and ethnicity categories as a preliminary indication of racial equity. Table 10 compares service participation rates among eligible youth in three race and ethnicity categories: Hispanic/Latinx, Black or African American, and White. The percentage of eligible

¹⁷ These reporting formats follow the guidelines for race and ethnicity reporting recommended by the Juvenile Justice Policy and Data Board Data Subcommittee.

youth who were enrolled is lower among youth who are White (49%) compared to both those who are Hispanic/Latinx (55%) and Black or are African American (57%). The percentage of eligible youth who were enrolled was higher among youth who are non-White (55%) compared to White (49%) (Table 11). The percentage of youth participating in services who were non-White was comparable to those who were White: education, 32% versus 35%; employment, 35% versus 37%; and behavioral health, 48% versus 45% (Table 11).

Table 10. Service Participation by Race and Ethnicity Categories

	% of Total Eligible Youth (N = 1,692)	% of Eligible Youth in Services			
Race and Ethnicity Category		Enrolled	Education	Employment	Behavioral Health
Hispanic/Latinx	49%	55%	34%	33%	51%
Black or African American	35%	57%	26%	35%	41%
White	11%	49%	35%	37%	45%

Note: This table does not include data on youth who did not report race and ethnicity. Data is not included for the following race and ethnicity categories: American Indian/Alaska Native, Asian, Native Hawaiian or Other Pacific Islander, or Other.

Table 11. Service Participation by Non-White and White Race and Ethnicity Categories

	% of Total Eligible Youth (N = 1,692)	% of Eligible Youth in Services			
Race and Ethnicity Category		Enrolled	Education	Employment	Behavioral Health
Non-White	89%	55%	32%	35%	48%
White	11%	49%	35%	37%	45%

Note: This table does not include data on youth who did not report race and ethnicity.

SSYI Evaluation

Since 2013, the statewide evaluation of SSYI has generated knowledge about what it takes to prevent violence among individuals most at risk for violence and to support pathways to success and wellbeing. It is notable that while so many urban areas within and outside of the Commonwealth have experienced sharp increases in violence in the post-pandemic era, cities implementing SSYI-funded programs and supports have largely been spared from this otherwise historic increase in gun violence in cities across the United States.

The fiscal year 2013–21 evaluation activities and findings were the following:

- A rigorous matched comparison study to examine the likelihood of incarceration among different groups of individuals identified by police as eligible for SSYI found that those eligible but not enrolled in SSYI were twice as likely to be incarcerated as those who were eligible and enrolled.¹⁸ The results of this study were used by the U.S. Department of Justice to recognize SSYI as a “promising practice.”¹⁹
- An examination of community-level violent crime trends before and after the establishment of SSYI to determine the impact of SSYI over time found a statistically significant reduction in violent victimizations in cities where SSYI was operating as compared with cities that were not implementing SSYI.²⁰
- A cost and benefit calculation of reduced victimizations from violent crime in SSYI cities found that for every \$1 invested in SSYI, SSYI cities save \$5.10 in victimization costs.²¹
- A review of research focused on factors that influence female gang involvement as well as the overlap of human trafficking and gang involvement among females to identify factors that might be important for adapting the SSYI model to serve females.²²
- An analysis of CORI data on reoffending in combination with youth case management data from SSYI cities found a statistically significant association between decreased recidivism and increased contact with outreach and case management staff that was connected to deeper youth engagement in SSYI services.²³

Current Evaluation Activities for Fiscal Year 2022–23

EOHHS is continuing its investment in evaluating SSYI and is currently supporting the following evaluation activities in fiscal years 2022–23:

- **SSYI Youth Relationship and Recidivism Study:** This study involves a detailed examination of how SSYI outreach and case management staff develop strong and trusting relationships with youth and the resulting impact on youth outcomes. The study, which involves a series of surveys with approximately 200 SSYI youth, will match CORI data to the survey data to examine youth outcomes.
- **SSYI Occupational Development Survey:** This survey collects information from SSYI staff and partners on the professional development, opportunities, and supports that are needed to work effectively with youth to achieve outcomes. The survey also explores the factors that impact staff retention and turnover and potential pathways and barriers for career advancement in the field of community violence intervention.

¹⁸ Campie et al., *Predict Incarceration Likelihoods*.

¹⁹ National Institute of Justice Crime Solutions, “Program Profile.”

²⁰ Campie et al., *2018-19 Final Programmatic Report*.

²¹ Campie et al., *2018-19 Final Programmatic Report*.

²² Sutherland et al., *Push and Pull Factors*.

²³ Campie et al., *Influence of Outreach*.

- **SSYI Program Monitoring Tool:** The evaluation team is working with EOHHS, Commonwealth Corporation, and ForHealth Consulting to develop and pilot a program monitoring process to ensure the implementation of SSYI across sites is consistent, according to grant requirements, and aligned with best practices. The monitoring tool and process will be centered on a continuous quality improvement model that includes technical assistance and supports and ongoing knowledge sharing across cities to ensure youth are receiving the SSYI model as intended.

Success Stories

The following success stories—written by Fall River, Lynn, and New Bedford staff and a Lowell young adult—provide a snapshot of four lives impacted by the SSYI program.

New Bedford Young Adult

A former participant who recently reached the age of 25 was on the SSYI roster for the past five years with on and off involvement with various transitional coaches.²⁴ In the past, he participated in on-the-job training; however, he was unsuccessful because, at the time, he was not ready to act in a manner suitable for employment. Initially, he also took HiSET classes. Over time, he made a lot of progress. The transitional coaches helped him to complete his resume and provided transportation to and from job interviews. He obtained his HiSET and, in the past year, began working full time. He was able to figure out transportation, taking an Uber to his work site every morning and a bus home. Now, at 25, he is very self-sufficient.

In a financial literacy workshop, he was the most engaged participant. He understands the philosophy of Rich Dad Poor Dad and was able to contribute to the budgeting and savings segments of the workshop, making it more exciting for staff and participants. Within the past few weeks, this young adult was able to get his own apartment and is budgeting to buy a car. He has come a long way from gang life and negative peer influences. He seems to be able to identify toxic and negative people in his life and limit his exposure to them—which is one of the main challenges of SSYI participants. This former participant has inquired about working for SSYI—a possibility that we will seriously entertain down the road.

– New Bedford SSYI Staff

A Note from a Lowell SSYI Recent Graduate

When I was released from jail, I got connected to UTEC²⁵ while on house arrest. I wasn't sure about it at first, but I had goals. I wanted to get my permit, my license, my diploma, a car, and a job. Everything took a little longer than I expected, but the UTEC team kept me motivated. The way we celebrated every little accomplishment along the way made me feel appreciated, like I was really working towards something. And, I also got to cheer on my friends as they worked towards their goals.

It felt like a family, and I never gave up.

It took me about two years, but I passed all my HiSET tests and graduated! The graduation ceremony was so dope. Along the way, I also accomplished all my other goals. Now I have my license, a car, my own place, and I've been working steady on an assembly line for six months. It feels good! I am still in touch with the UTEC family, and it gives me confidence knowing they are always there to help me when I need it.

– Lowell SSYI Graduate

²⁴ Transitional coaches perform SSYI outreach and case management services in New Bedford.

²⁵ UTEC is the lead agency for the Lowell SSYI program.

Lynn Young Adult

We met a young man, who has now been a part of Roca²⁶ for over two years, through another youth and outreached to him for a month before he joined. At the time, he was facing many challenges, including three open cases in three different courts, probation, homelessness, an incomplete batterer's class, and unemployment. He needed support and was quick to establish an open line of communication with Roca staff. However, like many people trying to change, the road was very bumpy. Over the last two years we witnessed this young man make mistakes, learn, pick himself back up, and try again. There were lots of lows—losing jobs, violating probation (which resulted in 90 days in jail), failing drug tests, being the victim of a violent hate crime, getting arrested at a George Floyd rally, and couch surfing for almost a year, but there were also highs—completing the batterer's class, finishing community service, working in Roca's Transitional Employment Program, finding housing, and more. Since joining Roca, he participated in clinical sessions with our licensed clinician and learned and practiced Cognitive Behavioral Theory to increase his emotional literacy and regulation. He also completed our Transitional Employment Program and our Workforce Readiness Curriculum—both of which helped him prepare to work outside of Roca. Additionally, he did our healthy habits classes and he attended 10 Restorative Justice Circles. In total he completed 107 hours of community service doing building projects, custodial work, and civic engagement. We have witnessed him grow immensely—learning how to ask for help, dealing with mental health, working toward meaningful employment, and building a support network.

It brings us great joy to report that this young man is no longer court involved. All of his cases are closed, and he has completed probation; it is the first time in six years that he can say "I am not court involved." He is housing-stable for the first time in over two years. He identified that he wanted to work with homeless people and give back to the community and he worked tirelessly for over a year trying to get a direct human services job. In November of 2022 he was offered a job where he outreaches to unhoused individuals and assists in their case management. It is his dream job, a professional job, and potentially a career. He has been successfully employed for close to five months.

– Lynn SSI Staff

²⁶ Roca is the lead agency for the Lynn SSI program.

Fall River Young Adult

A young man who had many barriers to overcome over his teenage and young adult years was originally referred as a potential Shannon participant.²⁷ After meeting with this young man, we were able to deem him a match, as he fit the criteria for Shannon programming. There was no “buy in” phase for this young man. We were able to build a positive rapport with him from day one. Over time, his need for additional support services became more and more evident. The abuse and neglect he experienced eventually led him to resort to street activity in search of acceptance. As a result, the team decided to switch him to SSYI programming. He took full advantage of all programming and never once shied away from assistance. We continued to build a positive and healthy relationship with this young man throughout his years in the alternative high school setting and he eventually worked his way back into a traditional high school. In 2021, this young man was able to earn his diploma. His family, friends, and those close to him are beyond proud of his huge accomplishment.

He was able to achieve the goals that were identified and discussed as part of the SSYI intake and assessment. This young man has completed multiple hours of community service and as a result, was able to obtain employment in Fall River. He is currently attending training to become a barber. He attends daily and takes great pride in pursuing his career and as a result, he is on track to graduate in December. He has also maintained part-time employment at our facility as a minor building maintenance staff. This young man is a true survivor and a proven testament to the work we are doing to support and assist our youth and young adults in our community as they navigate the struggles they face. This young man had many obstacles to overcome. When I think back, there has never been a moment where he made an excuse. He kept his dream in clear view. He certainly has a heart of gold and a smile that will light any room. He has been an absolute pleasure to work with and he constantly expresses his gratitude to his outreach family here at RE-CREATION.

– Fall River SSYI Staff

²⁷ Shannon Community Safety Initiative is a multi-sector approach to gang and youth violence funded by the Massachusetts Executive Office of Public Safety and Security.

Operational and Technical Support: Trainings and Meetings

Program Management Support

EOHHS, with support from Commonwealth Corporation, has monitored the operation of the SSI programs throughout the year. Due to the persistent nature of the COVID-19 pandemic, the SSI management team has conducted virtual meetings for the duration of the fiscal year. Meeting weekly, the operations team—made up of EOHHS, ForHealth Consulting, and Commonwealth Corporation staff—checks in on policy and programmatic successes and challenges and has crafted a technical assistance, management, and oversight strategy. This strategy focuses on systems development, program improvement, data-driven decision-making, and professional development for program staff. Monthly Zoom meetings were also conducted with the 14 SSI grant leadership teams to provide general EOHHS and procedural updates, trainings, as well as an opportunity for cities to share individual-level challenges and programmatic updates.

Management Oversight: EOHHS and Commonwealth Corporation staff work collaboratively with SSI sites to ensure the program model is being implemented with fidelity. There are regular meetings to discuss compliance, contracts, budgets, and data. Quarterly convenings of the program administrators, representing law enforcement agencies and their lead agency partners, focus on operations, program design, and delivery, as well as on policy issues.

On-site and Remote Technical Assistance: Commonwealth Corporation staff have years of direct service experience working in programs that serve the SSI population. Regular meetings are conducted for each SSI site. These meetings are an opportunity for site program staff to obtain support on programmatic challenges and technical assistance on program design and/or implementation. In FY22, approximately 210 virtual technical assistance visits and calls were conducted with the 14 sites. Technical assistance focused on evidence-based practice, remote delivery, and tools for engaging the service population.

Professional Development: To strengthen service delivery, professional development is provided to staff within the SSI network. The focus of these offerings in FY22 was self-care, networking, resiliency, and racial equity. Other professional development supported the continued expansion of evidence-based practice using the Ohio Risk Assessment System (ORAS). The National Youth Screening and Assessment Partners (NYSAP) provided case planning training and quality assurance trainings. Additionally, UMMS provided an SSI staff educational and professional development series of trainings, which were offered to all SSI-funded staff.

Program Development Support: Staff from program sites convened remotely to work on program development across the network. To ensure program consistency in implementing the ORAS, ten of the 14 sites convened multiple times to ensure that a consistent set of policies and protocols would be used across the programs. Sites were also engaged in an intensive level of training with NYSAP, supporting the buildout and quality assurance fidelity monitoring of individualized success plans. Commonwealth Corporation staff met with some communities up to ten times during the year to provide enhanced support in developing a transitional employment model and infrastructure.

Affinity Group Meetings: Commonwealth Corporation, in collaboration with EOHHS, hosted statewide meetings throughout the year to share best practices, provide updates, offer professional development, and strengthen operations. These meetings allowed SSI program directors, law enforcement personnel, education, and employment specialists, as well as case managers and behavioral health specialists, to meet with their peers from across the state, share best practices, and participate in professional development.

The following is a list of the FY22 convenings; all aimed to support effective practice, systems development, and cross-initiative alignment:

Law Enforcement Personnel Meeting:

- Aug. 17, 2021

Program Development Support:

Quality Assurance Individualized Success Plan Training Working Group

- Sept. 9, 2021
- Jan. 13, 2022
- Apr. 14, 2022
- Jul. 14, 2022

Employment Affinity Group:

- Nov. 16, 2021
- May 17, 2022

Case Managers and Outreach Affinity Group:

- Sept. 21, 2021
- Mar. 15, 2020

Clinical/Behavioral Health Affinity Group:

- Dec. 14, 2021

Administrators' Meetings:

- Oct. 19, 2021
- Jan. 18, 2022
- Apr. 19, 2022
- June 21, 2022

Network-Wide Site Check-In Meetings:

- Monthly

Technical Assistance Sessions:

- Monthly with each SSYI Site

SSYI Foundational Leadership Skills Trainings

In response to suggestions made by SSYI direct service staff, ForHealth Consulting provided 36 hours of training to outreach workers, case managers, and program managers in foundational leadership skills to help them further their careers. This “streetworker college” training was provided in three 12-hour modules. The module titles and topics are listed in Table 12. Staff from all 14 SSYI sites attended the trainings, with 39, 23, and 25 staff attending the Module 1, Module 2, and Module 3 trainings, respectively.

Table 12: Leadership Skills Trainings, Modules, and Topics

Module 1: Management Skills	Module 2: Professional Skills	Module 3: Community Worker Skills
<ul style="list-style-type: none"> • Foundations of Management • Communication • Critical Thinking • Process Improvement • Conflict Resolution • Motivational Interviewing • Managing a Remote/Virtual Workforce • Financial Management • Grant Writing 	<ul style="list-style-type: none"> • Public Speaking • Resume Writing • Mindfulness and Self-Care • Computer Literacy • Microsoft Office Suite • Communication—Written and Spoken Word • Interview Techniques • How to Market Yourself 	<ul style="list-style-type: none"> • Community Health Worker Skills • Trauma • Racial Equity • Decreasing Stigma • Crisis Intervention, Safety Planning • Social Determinants of Health • Substance Use Disorder (SUD): Signs & Symptoms • Medication-Assisted Treatment (MAT)/Medication for Opioid Use Disorder (MOUD)

Data Management and Reporting Services

ForHealth Consulting provides SSYI data management and data reporting services to EOHHS and SSYI sites. To support SSYI program staff, ForHealth Consulting hosts meetings, which provide training for newly hired staff, reviews of operational reports, and assessments of data integrity with program directors. Additionally, ForHealth Consulting provided technical assistance, responding to more than 1,000 phone and email questions in FY22. ForHealth Consulting provided the technical assistance trainings, videoconference trainings, and data integrity assessments listed in Table 13.

Table 13: SSYI Videoconference (Zoom) Trainings and Data Integrity Assessments

• Jul. 7, 2021 – Worcester	• Jul. 28, 2021 – Springfield	• Sept. 24, 2021 – Springfield
• Jul. 12, 2021 – Pittsfield	• Aug. 3, 2021 – Worcester	• Oct. 1, 2022 – Brockton
• Jul. 13, 2021 – North Adams	• Aug. 4, 2021 – Boston	• Oct. 13, 2021 – Haverhill/ Lowell
• Jul. 13, 2021 – Boston	• Aug. 10, 2021 – New Bedford	• Oct. 20, 2021 – Springfield
• Jul. 19, 2021 – North Adams	• Aug. 12, 2021 – Boston	• Oct. 20, 2021 – Lawrence
• Jul. 19, 2021 – New Bedford	• Sept. 3, 2021 – Lowell	• Oct. 22, 2021 – Haverhill/ Lowell
• Jul. 20, 2021 – North Adams	• Sept. 10, 2021 – North Adams/Pittsfield	

- Nov. 8, 2021 – New Bedford
- Nov. 22, 2021 – Fall River
- Nov. 29, 2021 – Haverhill/Lowell
- Dec. 6, 2021 – Boston
- Dec. 14, 2021 – Worcester
- Dec. 20, 2021 – Lawrence
- Dec. 20, 2022 – North Adams/Pittsfield
- Dec. 21, 2021 – Pittsfield
- Jan. 24, 2022 – Brockton
- Jan. 25, 2022 – Haverhill/Lowell
- Jan. 27, 2022 – Springfield
- Feb. 1, 2022 – Boston
- Feb. 2, 2022 – Lawrence
- Feb. 3, 2022 – Lawrence
- Feb. 9, 2022 – Pittsfield
- Feb. 10, 2022 – Brockton
- Feb. 11, 2022 – Boston
- Feb. 11, 2022 – Haverhill/Lowell
- Feb. 15, 2022 – Fall River
- Feb. 18, 2022 – Worcester
- Feb. 25, 2022 – Pittsfield
- Mar. 1, 2022 – Brockton
- Mar. 2, 2022 – Springfield
- Mar. 4, 2022 – Haverhill/Lowell
- Mar. 7, 2022 – Springfield
- Mar. 7, 2022 – Lawrence
- Mar. 10, 2022 – Lawrence
- Mar. 15, 2022 – Brockton
- Mar. 17, 2022 – Lawrence
- Mar. 17, 2022 – New Bedford
- Mar. 18, 2022 – Springfield
- Mar. 22, 2022 – Brockton
- Mar. 23, 2022 – New Bedford
- Mar. 23, 2022 – New Bedford
- Mar. 30, 2022 – Haverhill/Lowell
- Apr. 1, 2022 – Brockton
- Apr. 6, 2022 – Haverhill/Lowell
- Apr. 8, 2022 – Worcester
- Apr. 8, 2022 – North Adams
- Apr. 19, 2022 – Haverhill
- Apr. 20, 2022 – Worcester
- Apr. 20, 2022 – New Bedford
- Apr. 21, 2022 – Haverhill/Lowell
- Apr. 22, 2022 – Springfield
- Apr. 26, 2022 – Springfield
- May 5, 2022 – Fall River
- May 6, 2022 – Worcester
- May 26, 2022 – Pittsfield
- May 31, 2022 – Pittsfield
- Jun. 3, 2022 – New Bedford
- Jun. 6, 2022 – Springfield
- Jun. 6, 2022 – Worcester
- Jun. 8, 2022 – Worcester
- Jun. 10, 2022 – Boston
- Jun. 15, 2022 – Worcester
- Jun. 16, 2022 – Pittsfield
- Jun. 23, 2022 – Worcester
- Jun. 23, 2022 – Springfield
- Jun. 23, 2022 – Fall River
- Jun. 24, 2022 – Pittsfield
- Jun. 27, 2022 – North Adams
- Jun. 30, 2022 – Springfield

SSYI Human Trafficking Grant Program

Background and Overview

Following the implementation of a pilot project providing services to females, EOHHS established the SSYI Human Trafficking Grant Program as a distinct program under the SSYI umbrella. This program is designed to meet the needs of youth (female and male cisgender, transgender, and gender expansive youth), primarily ages 10 through 24, who are survivors or at risk of commercial sexual exploitation (CSE).²⁸ The development of the SSYI Human Trafficking program was significantly influenced by the My Life My Choice survivor mentoring model, which was developed in 2004, as well as by the service models developed by Living in Freedom Together (LIFT) and Eva Center.

As defined in the budget line item 4000-0005, SSYI is a violence prevention and intervention program administered by EOHHS and “. . . the grants shall be targeted at reducing youth violence among young persons at highest risk of being perpetrators or victims of gun and community violence. . . .”²⁹ CYF acknowledges human trafficking as a severe form of community violence. According to the federal Administration for Children and Families, “Human trafficking is a violent crime often connected with the experience of or exposure to other forms of interpersonal and community violence, including child abuse and neglect, interpersonal violence and sexual assault, and gang violence. Individuals who have experienced violence may be at higher risk of experiencing human trafficking, and individuals who have experienced human trafficking may be at higher risk of experiencing other forms of violence later in life.”³⁰

In December 2019, EOHHS issued a grant application for vendors to operate a human trafficking grant program. EOHHS received three responses, which an evaluation committee reviewed. Contracts with three vendors were signed in April 2020.

In June 2022, EOHHS expanded the SSYI Human Trafficking grant program, allocating an additional \$500,000 after issuing a new grant application in February 2022. EOHHS received four responses to the grant application and awarded the funds to the existing three grantees and a new agency, Community Teamwork. (Table 14 shows the total FY22 allocations.) At the end of FY22, EOHHS allocated a total of \$1 million in grants for FY23.

²⁸ The “SSYI Human Trafficking Grant Program” section of this report uses the term “commercial sexual exploitation” or the abbreviation “CSE.” This term encompasses human trafficking and also includes exploitation of young people age 18 and over whose trauma may not meet the legal definition of human trafficking. CSE is legally categorized as human trafficking for youth under age 18. The term “commercial exploitation of children” or “CSEC” also applies to the youth grantees serve who are under 18. Since grantees serve young people both under and over 18, for consistency and simplicity, this report uses the term “CSE.” In addition, the report uses the term “youth” to apply both to the minors and to the young adults grantees serve.

²⁹ U.S. Department of Health and Human Services, “Information Memorandum.”

³⁰ U.S. Department of Health and Human Services, “Information Memorandum.”

Table 12. SSYI Human Trafficking Grantees

Grantee	FY22 Funding
My Life My Choice (MLMC), a Program of the Justice Resource Institute (JRI)	\$242,578
Living in Freedom Together (LIFT)	\$284,854
RFK Community Alliance*	\$130,314
Community Teamwork**	\$26,617

* In FY22, this vendor’s name was Robert F. Kennedy Children’s Action Corps; it has since been changed to RFK Community Alliance.

** Community Teamwork became a grantee at the end of FY22.

The funds support survivor mentors, including those in the priority locations of Worcester County and Hampden County, as well as in eastern Massachusetts and other areas of the state. A survivor mentor is a trained, supervised individual who has “lived experience” related to exploitation and provides interpersonal support to youth survivors and youth at risk of exploitation.

Survivor Mentoring³²

Core to the success of survivor mentoring is mentees’ ability to bond with their survivor mentor and build trust, while finding safety and stability outside of their exploitation and exploitive relationships. Survivor mentors are crucial anchors that enable mentees to gain stability and create a healthy life.

Trauma and abandonment are central to the narratives of the young people, and exploited youth recount a profound sense of being alone and without resources. Exploited youth have an especially difficult time trusting adults. This sense of isolation and mistrust are key challenges in connecting sexually exploited youth to services.

The difference between an adult mentor and an adult *survivor* mentor is that the bridge between a survivor and a young victim is much shorter; survivor mentors can decrease mentees’ sense of isolation and build trust much faster. As a result of this connection, a survivor mentor can help the mentee access additional services and supports. A key role of the mentor is also to instill a sense of hope that can come only from someone who can authentically say, “I was where you are, and now my life is better—and free from exploitation.”

In addition to survivor mentors, the SSYI Human Trafficking funding also supports other staff who work with survivors. Mentors and other staff provide an array of services and supports:

- Outreach, case management, and engagement with youth
- Coordination with law enforcement, first responders, the Department of Children and Families (DCF), other community-based organizations, and other parties on behalf of youth
- Referrals to other service providers
- Risk assessment, safety planning, and crisis intervention; needs assessment and development of individual service plans

³² My Life My Choice, *Survivor Mentoring Program Overview*.

- Provision of supports and referrals to address immediate needs (e.g., housing, food, and medical needs); direct financial assistance to youth for food, housing-related costs, transportation, education, legal costs, childcare, subsidies related to substance abuse recovery, cell phone costs, and other expenses not covered by other public or private funding sources
- Community building, prosocial activities, and therapeutic groups

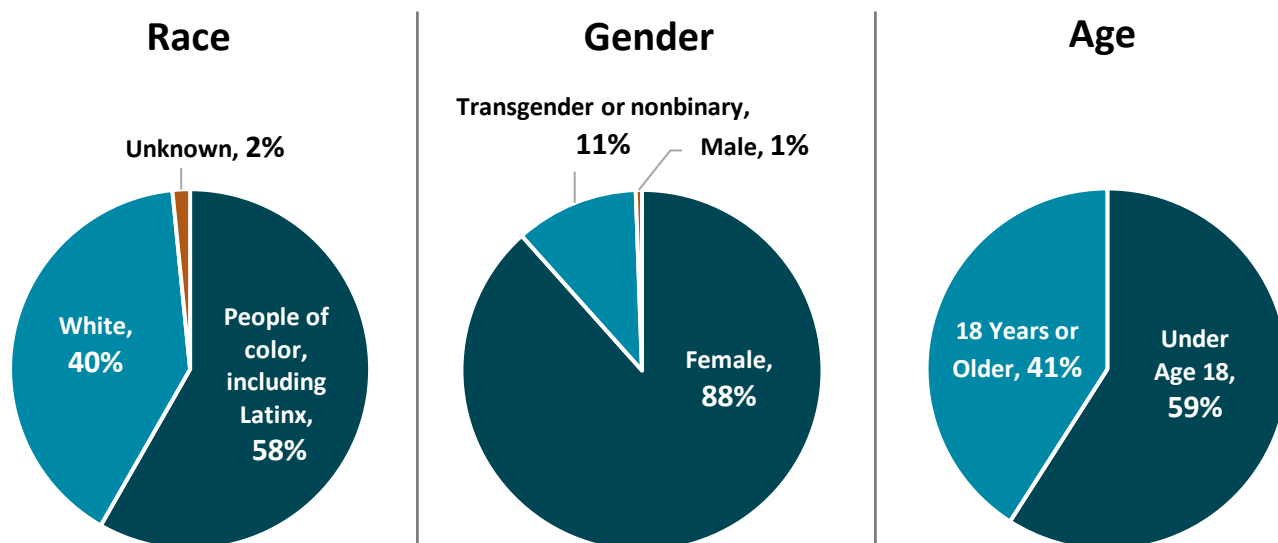
Additionally, grantees use SSYI Human Trafficking funding to provide training and technical assistance that increase the capacity of service providers and caregivers to effectively meet the needs of youth.

FY22 SSYI Human Trafficking Program Demographics and Program Activities

In FY22, the SSYI Human Trafficking Grant Program supported 6.5 survivor mentor FTEs and 168 youth were referred to the program. Most of the referrals to the program were from DCF (75%). The remaining referrals were from mental health providers (5%), multidisciplinary teams in Child Advocacy Centers (5%), the Department of Mental Health (2%), the Department of Youth Services (2%), parents/guardians (2%), peer survivors (2%), and self-referrals (2%).

Participants' race, gender, and age characteristics are shown in Figure 9. Fifty-eight percent of participants were people of color.³³ Twenty-eight percent of participants identified as Latinx and 13% identified as Black. Most participants were cisgender female (88%); less than 6% were transgender, less than 6% were nonbinary, and less than 1% were cisgender male. Most participants (59%) were under age 18.

Figure 9: Demographic Characteristics of Participants



Fifty youth were newly enrolled in FY22, and 127 youth received services. There were 3,481 contacts between program staff and enrolled youth. In addition to direct contact with youth, staff contacted family members, social service agencies, and others on behalf of youth; these 1,286 contacts represented a substantial part of the mentors' efforts to support and advocate for youth.

³³ Persons of color includes Latinx.

Youth received a broad range of support services (Figure 10). A high percentage of youth received behavioral health services (78%). In addition to receiving support from their survivor mentors, youth received behavioral health services from staff clinicians, contracted external clinicians, or through referrals to behavioral health providers. Youth received individual support, group support, and/or psychoeducation. Grantees supported youth through de-escalation and emotional regulation, mental health management, safety planning and crisis prevention, coping skills, education on CSE (prevention and healing), exit planning for CSE, and domestic violence, setting boundaries, and advocating for themselves in relationships.

A high percentage of youth also received health support services (77%). These included education and support with medical self-advocacy, self-care, substance use, sexual health, accessing new MassHealth cards, completing applications, and finding a doctor or other healthcare provider.

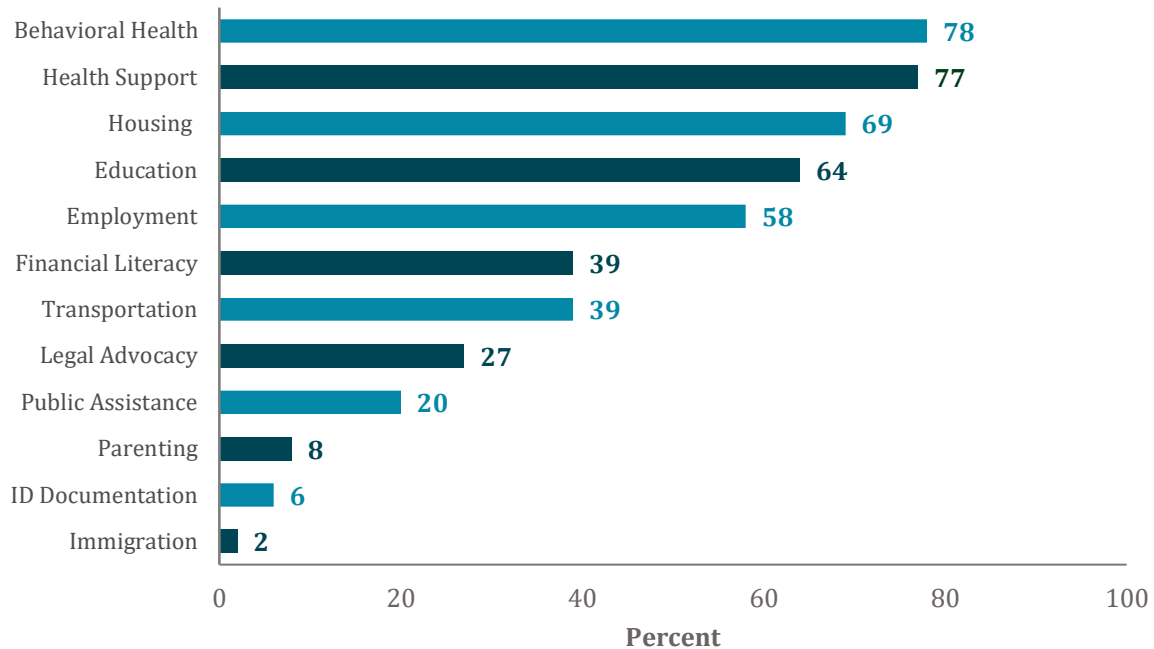
Housing is a major issue, particularly among youth who are transitioning out of DCF care. Sixty-nine percent of youth received housing support. Youth received assistance with applications for emergency housing vouchers and with connecting with resources for rental assistance and placement; youth also received support with transitional independent living (TIL) program placements. Housing youth has posed challenges, including a confusing housing application process and waiting lists. The inability for youth to bring their significant others into TIL programs has been a barrier to placing some youth.

Sixty four percent of youth received education supports. Grantees helped youth explore, apply for, and enroll in school, including GED programs and post-secondary education. Grantees provided support with graduation planning, college applications, financial aid applications, and securing tutors and supported youth by attending Individualized Education Plan (IEP) meetings and other education-related meetings. Youth with learning disabilities also received support with school strategies, with advocating for educational and emotional support from school staff, and with creating plans that allowed them to engage in education in a way that works for them.

Employment services and supports were received by 58% of youth. Grantees helped with job applications and preparation for and transportation to interviews. Jobs programming included job skills training, work study programs, and internships.

Youth also received support with financial literacy (39%), transportation (39%), legal issues (27%), public assistance (20%), parenting (8%), identification documentation (6%), and immigration (2%).

Figure 10: Percent of Youth Who Received Support Services by Type



Community Building and Healing through Groups and Prosocial Activities for Youth

In FY22, grantees also held groups for youth:

- My Life My Choice exploitation prevention groups,³⁴ 10-session groups for youth to reduce CSE (My Life My Choice trained other grantees in its prevention curriculum, enabling other grantees to conduct these groups)
- Art groups, including art therapy collage groups with an art therapist and an art group for healing and community building
- Trauma-sensitive yoga
- Groups for all genders on various topics:
 - Identity and resiliency
 - Exploitation myths and recruitment tactics
 - Overlap between substance use disorder (SUD) and exploitation, recovery pathways, and coping skills
 - Self-advocacy, goal setting, and exit planning
 - LIFT as a resource for survivors of CSE and at-risk youth

In FY22, grantees also held activities for youth, which built community, furthered healing, and fostered a sense of joy, as youth exited exploitation, pursued recovery, and worked on various aspects of their lives:

- Youth mural project
- Birthday and holiday celebrations
- Outings, including roller skating and dinner
- Visits with politicians and other leaders

Building community is a key component both in reducing vulnerability for youth at risk and in the exiting and healing processes for Survivors.

– LIFT Survivor Mentor

³⁴ Rothman et al., “Evaluation of a Multi-Session Group.”

SSYI Human Trafficking Trainings and Meetings

SSYI Human Trafficking grantees conducted trainings and collaborated with other providers in FY22, including the following:

- Various trainings for service providers, including DCF, on CSE, supporting transition-age youth, trauma-informed care, and supporting survivors for medical providers
- Developing a healthy boundaries training for staff
- Meetings with other services providers
 - Outreach to other agencies, such as residential and outreach programs, to inform them of the grantees' work
 - Collaborating with other providers, such as DCF, to improve services for youth and to discuss serving specific populations, such as LGBTQIA+ youth
 - Meeting with providers, including in multidisciplinary teams, about supporting specific youth, including youth in foster care, youth who are missing from care, youth transitioning to adulthood, and youth struggling with school; collaborating with other providers for safety planning for individual youth
 - Hosting survivor-led meetings for providers

Collaboration with SSYI Cities on Human Trafficking

In FY22, EOHHS continued its efforts to work with SSYI Human Trafficking grantees to ensure SSYI cities are trained in CSE. At the recommendation of SSYI Human Trafficking grantees, EOHHS engaged Peter Qualliotine—an expert in the field of CSE, male accountability, and demand reduction—to offer a series of trainings for SSYI cities.

EOHHS and Commonwealth Corporation had a series of meetings and communications with Mr. Qualliotine before the trainings to tailor them to SSYI staff and the populations they serve. The trainings were as follows:

- Dec. 2021: Training of SSYI city clinicians
- Jan. 2022: Training of SSYI city administrators, law enforcement, program directors, and direct services staff, including case managers and outreach workers
- Feb. 2022: Follow-up training and discussion with SSYI city administrators, law enforcement, and program directors
- Mar. 2022: Follow-up training and discussion with SSYI direct services staff, including case managers and outreach workers

The series of trainings enabled different groups of staff working on SSYI city grants to have a deeper understanding of CSE, to enhance their skills with working with SSYI clients on issues of CSE, to challenge the beliefs that can lead to exploitation, and to foster staff members' own self-awareness.

Survivor Mentoring: Grantee Voices

Grantees wrote about the following to convey a fuller picture of their survivor mentoring work and to provide more context to the quantitative data:

- What is survivor mentoring and why is it important?
- Why do survivors do the mentoring?
- What is the structure of survivor mentoring? How often do mentors and mentees meet? Where do they meet and what do mentors do with mentees?
- How is community created?

The following are the words of staff from LIFT, My Life My Choice, and RFK Community Alliance:

Survivor Mentoring: LIFT

Survivor mentoring consists of someone with lived experience serving as a support and role model, providing mentorship and emotional support for others with similar lived experiences. Specifically, in this instance, Survivor mentors are Survivors of the sex trade and violence of prostitution. As Survivor mentors, we understand the vulnerabilities that can contribute to an individual being targeted and exploited, the physiological and psychological impact of exploitation, and what exiting entails. We can also relate to a number of the other issues the youth we serve may be experiencing. Mentoring from lived experience is so important as we can relate on a level that others cannot, and we show up with unconditional support and zero judgement. Youth need to have a support that they feel safe connecting with and someone they feel understands their situation. This is critical to establishing rapport so that youth can open up about what they are actually facing.

While no Survivor's experience is exactly the same, it is critical for Survivors and youth who are at risk of CSE to have support from those with lived experience who understand the realities and impact of exploitation and the barriers to exiting. First and foremost, we are peer mentor supports providing mentorship and emotional support—someone to check in and empathize with what they are facing. Along with this, we do a significant amount of safety and exit planning with Survivors and the other youth that we serve (those at risk of CSE) We also support youth in connecting with resources and provide case management surrounding safety planning, exiting, and other individually driven goals. Additionally, we firmly believe in supporting Survivors and youth in affirming their identities, finding joy, and building a life outside of trauma.

During one-on-one meetings, we meet with youth in a variety of settings: within residential programs, at treatment facilities, out in community, and at our drop-in center. We play cards, get coffee, go for walks, learn new skills, play basketball—activities that support youth in discovering their interests and working towards their goals and building skills. At our drop-in center, we have been really intentional about creating an inviting space and investing in opportunities that youth may not otherwise have access to. We have also been intentional about connecting these opportunities to areas of growth in the greater community: food, arts, and tech. We have button makers, a 3D printer, a laser cutter and t-shirt press, gaming technology, lots of art supplies, and an accessible kitchen. We also have a comfortable living room where youth can just sit and talk and eat pizza.

The flexibility of the Survivor mentor role is imperative so we can meet individual needs. Initially upon referral, we may meet with a youth once a week to build rapport and work on transitioning them to group space to support them in building community, but some youth I talk to on the phone almost daily, others meet with me maybe once a month. We support youth in navigating relationships—as critical as our role is, the Survivor mentor support is just one piece of the puzzle. A lot of the work I do with youth (whether they are a Survivor or at-risk of CSE) is around how to have difficult conversations with their other supports and advocate for their needs. Building community is such a critical piece of the work that we do—connecting them to other peers, strengthening their allied supports, and building out their network of safe spaces. Survivors are often excluded from community due to stigma, isolation by exploiters, and marginalization due to their identities and other vulnerabilities such as homelessness and substance use disorder. Building community is a key component both in reducing vulnerability for youth at risk and in the exiting and healing processes for Survivors. All Survivors deserve safety, joy, dignity, and support, so do the youth we serve.

Mentoring from lived experience is so important as we can relate on a level that others cannot, and we show up with unconditional support and zero judgement.

– Lift Survivor Mentor

– LIFT Survivor Mentor

Survivor Mentoring: My Life My Choice

The survivor-led model is important, impactful, and effective in a way that I hadn't seen in my years as a clinician. When employing the traditional clinical model, you keep the focus on the client and rarely share personal insights as a way to connect. The first time I experienced a mentor share their story with a mentee was so powerful. This child had experienced gang-based exploitation, as did the mentor. An immediate connection through sharing an experience was what that child needed to feel seen and supported.

Survivors do this work because it gives hope. Seeing an adult survivor is potentially seeing what is possible for them in the future.

Each mentee is different. A mentor may take a mentee to get something to eat and talk about their day. This is building rapport and creating a brave space for them to share when they are ready. Some mentees need or want to do more structured activities like journaling, creating self-care activities, or developing and practicing coping skills. The mentor guides the activities, but the mentee is the driving force behind what they need in their recovery process.

Survivors do this work because it gives hope.

– My Life My Choice Staff

Generally, mentees are seen weekly for the first year of services. The mentor is constantly assessing for needs and may connect to a case manager, therapist, group, or other community providers using a holistic approach. This also makes way for growth and community within My Life My Choice.

– My Life My Choice Staff

Survivor Mentoring: RFK Community Alliance

Legacy Mentoring with RFK Community Alliance³⁵ serves Hampden County children and youth at risk of, or already affected by, commercial sexual exploitation. Mentors develop and support meaningful relationships; provide mentoring services to youth identified as CSE survivors, or at imminent risk for CSE; and actively engage youth identified as CSE survivors to help them become empowered and courageous survivors with the ability to change their own lives. The Survivor Legacy team are skilled mentors who have been trained in the My Life My Choice model, an evidence-based prevention curriculum that provides concrete, well-researched methods for preventing exploitation in vulnerable youth. They have each experienced exploitation as a result of vulnerability from complex childhoods with traumatic experiences, such as exposure to a parent's addiction, years spent in foster care, teen parenthood, and additional adverse childhood experiences. With training and their personal experiences to draw from, they offer each youth they support a deep and meaningful relationship. All Mentors are provided with additional training on gender identity, field safety, gang awareness, racial disparities, trauma-informed approaches, and the theory of change model.

I am the voice for the children who have not yet learned to advocate for themselves.

– RFK Community Alliance Staff

The Legacy team is working toward providing each youth with the tools and confidence to become less vulnerable, more financially independent, and most of all, safe and able to make healthy choices in the future. Mentees have participated in strong Zumba, trauma-sensitive yoga, art therapy, various food outings, roller skating, nature walks, amusement park outings, various educational workshops and have completed the My Life My Choice curriculum.

In the words of one member of the team: "I work at Legacy because these kiddos need an outlet from a person who understands the reasoning behind their impulsivities and why they struggle with activities of daily living. Not only am I mentoring them, but they are constantly teaching me to be a better person and they have softened my heart. CSE is an ongoing issue and many children are victims. I am the voice for the children who have not yet

³⁵ Legacy Mentoring is the program within RFK Community Alliance that provides SSI Human Trafficking Grant Program services.

learned to advocate for themselves and in doing so I am here to make sure their needs are met and that I demonstrate through my current life, how your past will never define your future, while keeping them safe while out in the community.”

– RFK Community Alliance Staff

Evidence-Informed Program

The SSYI Human Trafficking grantees have been trained by one of the grantees, My Life My Choice, and use a similar model of survivor mentoring. My Life My Choice’s survivor mentoring program had a formal evaluation conducted by researchers from Northeastern University and Boston University School of Public Health through National Institute of Justice funding.³⁶ Results of the evaluation provide evidence for this model’s effectiveness:³⁷

- Youth were three times less likely to report having been commercially sexually exploited in the past six months after having been involved with My Life My Choice for six months.
- Youth were five times less likely to report having been commercially sexually exploited in the past six months after being with My Life My Choice for one year.
- Coping skills increased from baseline to six months and at the one-year mark.
- Social support increased at six months and at the one-year mark.
- Self-reported drug use decreased from baseline to six months and at the one-year mark.

SSYI Human Trafficking Success Stories

The following stories show how the SSYI Human Trafficking program affected four survivors.³⁸

“Ana”

Ana has come a long way since starting the SSYI Human Trafficking program. When she started, she was known for running away, fighting, not attending school regularly, and hanging out with youth who were in dangerous situations. With her participation in the program, her situation has improved. Ana has been staying in her teen shelter placement and has consistently made curfew. She meets regularly with DCF and advocates for herself and her newborn child. It was DCF’s original goal to take custody of Ana’s baby; however, since engaging with the program as a mentee, Ana completed all tasks on her action plan and now has full custody of her child. Ana is doing extremely well as a teen mother and has stopped hanging out with peers who engage in unsafe activities. She is now connected with an independent living program and plans to get her own apartment. DCF has put a new action plan in place for Ana, and so far, she has completed a domestic violence course with her mentor. She now understands the dangers of abusive relationships and is no longer with the father of her child.

³⁶ Rothman et al., “Longitudinal evaluation.”

³⁷ Rothman et al., “Longitudinal evaluation.”

³⁸ Names and identifying details have been changed to protect survivors’ confidentiality and safety.

“Chloe”

Chloe was referred to the SSYI Human Trafficking program after completing the My Life My Choice curriculum and identifying as being sexually exploited. She did not see the dangers of dating older men and had no self-love. Her relationship with her mother was very strained. After working with our program, Chloe moved back home and was able to obtain a full-time job. She can now identify unhealthy relationships and understands her self-worth. Chloe is now in a healthy age-appropriate relationship. Her relationship and communication with her mother are ten times better than when she started. She is independent and has done so well that we no longer have concerns about CSE. Chloe was able to move on from the program and has connected with another provider for extra support in her new adult life.

“Nina”

We have a very high-risk youth, Nina, who was victimized out of state by adult men that are now in jail and facing serious charges. Nina was brought back to Massachusetts by DCF and placed in foster care. She was considered to be at high risk of going missing from care and high risk for CSE. We had regular meetings with DCF, Probation, and other providers prior to her coming in. Now, I am proud to say, she is attending school daily, obtained a job with support from her mentor, and is stable in her current placement. The entire team was worried about her going missing again and thankfully she has not. She has a mentor, uses SSYI HT services, and seeks support when needed.

“Candice”

Since enrolling in the SSYI Human Trafficking program, Candice’s grades have improved, she found a job, left a group home setting, and moved back home. She is now in a healthy age-appropriate relationship. She also obtained her permit and DCF closed her case. Candice now has healthy relationships with new peers and is motivated to work on becoming a mentor herself. She is able to advocate for herself and communicate with her parents. Candice is able to identify red flags and keep herself safe.

Youth Violence Prevention and Intervention Collaborations

State and National Collaborations

SSYI values collaboration at both the state and national level. At the State level, SSYI currently coordinates the statewide Youth Violence Prevention Partners (YVPP). At the national level, SSYI participates in the Community Violence State Administrator Peer Network, a multi-state collaboration hosted by the Giffords Law Center to Prevent Gun Violence.

Youth Violence Prevention Partners (YVPP)

YVPP membership includes a cross-secretariat group of managers who operate state-funded youth violence prevention and intervention programs. Members include representatives from EOHHS (SSYI and SSYI Human Trafficking programs), Executive Office of Public Safety and Security (Shannon Community Safety grants) Commonwealth Corporation (Youthworks, SSYI, and re-entry programs), Department of Children and Families (Family Resource Centers), Department of Youth Services, Department of Elementary and Secondary Education, Probation, homeless youth services, Department of Mental Health (transition-age youth services) and Department of Public Health (Gun Violence Prevention, LGBTQ, and youth development programs). The goal of YVPP is to increase collaboration and communication across state-funded youth violence prevention programs and to support reductions in youth violence through better outcomes for children, youth, and families.

In FY22, YVPP hosted a variety of speakers, including individuals from the Office of the Child Advocate speaking on juvenile justice work, the Center on Child Wellbeing & Trauma, Giffords Law Center to Prevent Gun Violence, and Commonwealth Corporation speaking on re-entry into the community after justice involvement. YVPP also continued to support information sharing on COVID mitigation efforts, updates to the YVPP program database, best practices, and grant opportunities.

Giffords Law Center to Prevent Gun Violence

In 2017, SSYI (and the Shannon Community Safety Initiative) were featured by the Gifford Law Center in a report entitled “Investing in Intervention: The Critical Role of State-Level Support in Breaking the Cycle of Urban Gun Violence.”³⁹ According to Giffords, “. . . the majority of [SSYI and Shannon] funds are being used to address the underlying causes of gun violence—such as poverty, lack of education, and inadequate mental health resources. . . . This investment in the public health approach to violence reduction pays large dividends in terms of the number of lives and taxpayer dollars saved. . . .”

In a subsequent October 2018 press release, Giffords highlighted SSYI as “. . . one of the most innovative and effective state-level violence reduction programs operating anywhere in the nation. . . . SSYI has been one of the driving factors behind Massachusetts’s impressive reductions in gun violence in recent years. . . .”⁴⁰

In June of 2021, SSYI was invited by Giffords to participate in a Community Violence State Administrator Peer Network, which meets on a quarterly basis, to share information, learning and best practices. The other states that were invited include New York, New Jersey, Washington, Virginia, Delaware, California, Maryland, Illinois, and Connecticut.

³⁹ Giffords Law Center to Prevent Gun Violence, *Investing in Intervention*.

⁴⁰ Giffords Law Center to Prevent Gun Violence, “Giffords Applauds Governor Baker.”

Bibliography

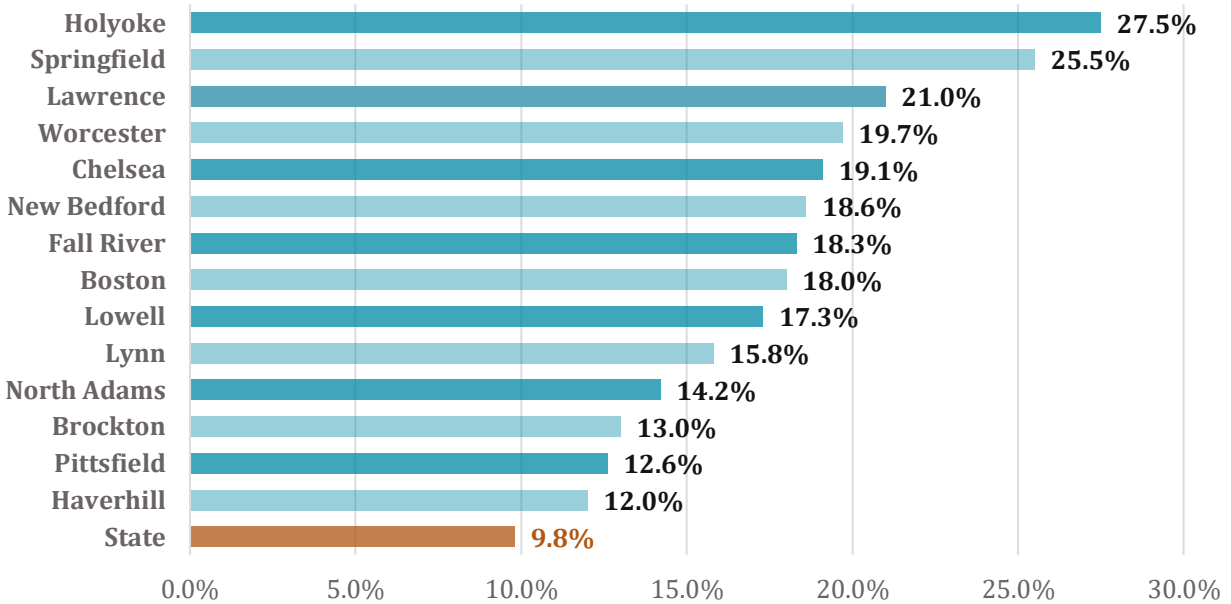
- Campie, Patricia E., Nicholas W. Read, Trevor Fronius, Allyson Pakstis, Victoria Rothbard, and Anais Toungui. *Understanding the Influence of Outreach, Case Management, and Service Engagement on Client Outcomes in the Safe and Successful Youth Initiative*. Boston, MA: Massachusetts Executive Office of Health and Human Services, 2021. <https://www.air.org/resource/report/understanding-influence-outreach-case-management-and-service-engagement>.
- Campie, Patricia E., Nicholas W. Read, Trevor Fronius, Garima Siwach, Kevin Kamto, Sarah Guckenbug, Olivia Briggs, Hanna Persson, and Anthony Petrosino. *Safe and Successful Youth Initiative (SSYI) Evaluation: 2018–19 Final Programmatic Report*. Boston, MA: Massachusetts Executive Office of Health and Human Services, 2019. <https://www.air.org/sites/default/files/downloads/report/SSYI-Evaluation-Final-Programmatic-Report-June-2020rev.pdf>.
- Campie, Patricia E., Mary Vriniotis, Nicholas W. Read, Trevor Fronius, and Anthony Petrosino. *A Comparative Study Using Propensity Score Matching to Predict Incarceration Likelihoods Among SSYI and non-SSYI Youth from 2011–2013*. Boston, MA: Massachusetts Executive Office of Health and Human Services, 2014. https://www.air.org/sites/default/files/downloads/report/A%20Comparative%20Study%20Using%20Propensity%20Score%20Matching%20to%20Predict%20Incarceration%20Likelihoods%20Among%20SSYI%20and%20non-SSYI%20Youth%20from%202011-2013_rev.pdf.
- Giffords Law Center to Prevent Gun Violence. *Investing in Intervention: The Critical Role of State-Level Support in Breaking the Cycle of Urban Gun Violence*. San Francisco: Giffords Law Center to Prevent Gun Violence, 2017. <https://giffords.org/wp-content/uploads/2018/02/Investing-in-Intervention-02.14.18.pdf>.
- Giffords Law Center to Prevent Gun Violence. *Investing in Local Intervention Strategies in Massachusetts*. San Francisco: Giffords Law Center to Prevent Gun Violence, 2021. <https://giffords.org/lawcenter/state-laws/investing-in-local-intervention-strategies-in-massachusetts/>.
- Giffords Law Center to Prevent Gun Violence. “Giffords Applauds Governor Baker and the Massachusetts Legislature for Funding Programs that Saves Lives Through Urban Gun Violence Initiatives,” press release, October 24, 2018. <https://giffords.org/press-release/2018/10/urban-gun-violence-funding>.
- My Life My Choice. *My Life My Choice’s Survivor Mentoring Program Overview*. Boston, MA: My Life My Choice, 2023.
- National Institute of Justice Crime Solutions. “Program Profile: Safe and Successful Youth Initiative (SSYI) (Massachusetts).” Updated April 9, 2021. <https://crimesolutions.ojp.gov/ratedprograms/717>.
- Rothman, Emily F., Amy Farrell, Jennifer Paruk, Katherine Bright, Megan Bair-Merritt, and Sarah R. Preis. “Evaluation of a Multi-Session Group Designed to Prevent Commercial Sexual Exploitation of Minors: The ‘My Life My Choice’ Curriculum.” *Journal of Interpersonal Violence* 36, no. 19–20 (2021): 9143–9166.
- Rothman, Emily F., Sarah R. Preis, Katherine Bright, Jennifer Paruk, Megan Bair-Merritt, and Amy Farrell. “A Longitudinal Evaluation of a Survivor-Mentor Program for Child Survivors of Sex Trafficking in the United States.” *Child Abuse & Neglect* 100 (2020).
- Sutherland, H., J. Norton, D. Munguia, and Trevor Fronius. *Push and Pull Factors for Non-Male Involvement in Gangs and Collateral Involvement in Sex Trafficking: Systematic Review*. Boston, MA: Massachusetts Executive Office of Health and Human Services (forthcoming).
- U.S. Department of Health and Human Services, Administration for Children and Families, Office on Trafficking in Persons. “Information Memorandum: Definitions and Principles to Inform Human Trafficking Prevention,” doc. no: OTIP-IM-19-01.01, April 24, 2019. https://www.acf.hhs.gov/sites/default/files/documents/otip/im_definitions_and_principles_of_human_trafficking_prevention.pdf.

Appendix A: Cities with Safe and Successful Youth Initiative Programs



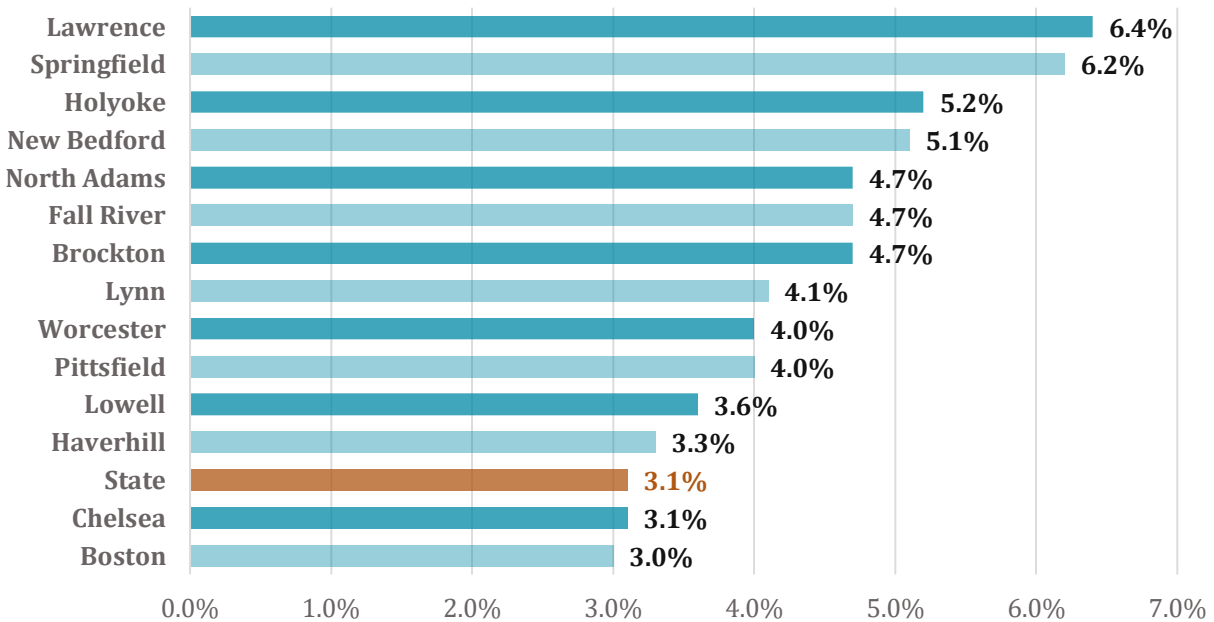
Appendix B: Characteristics of SSYI Cities

Figure B1: Estimated Percentage of Individuals Living in Poverty, 2016–2020



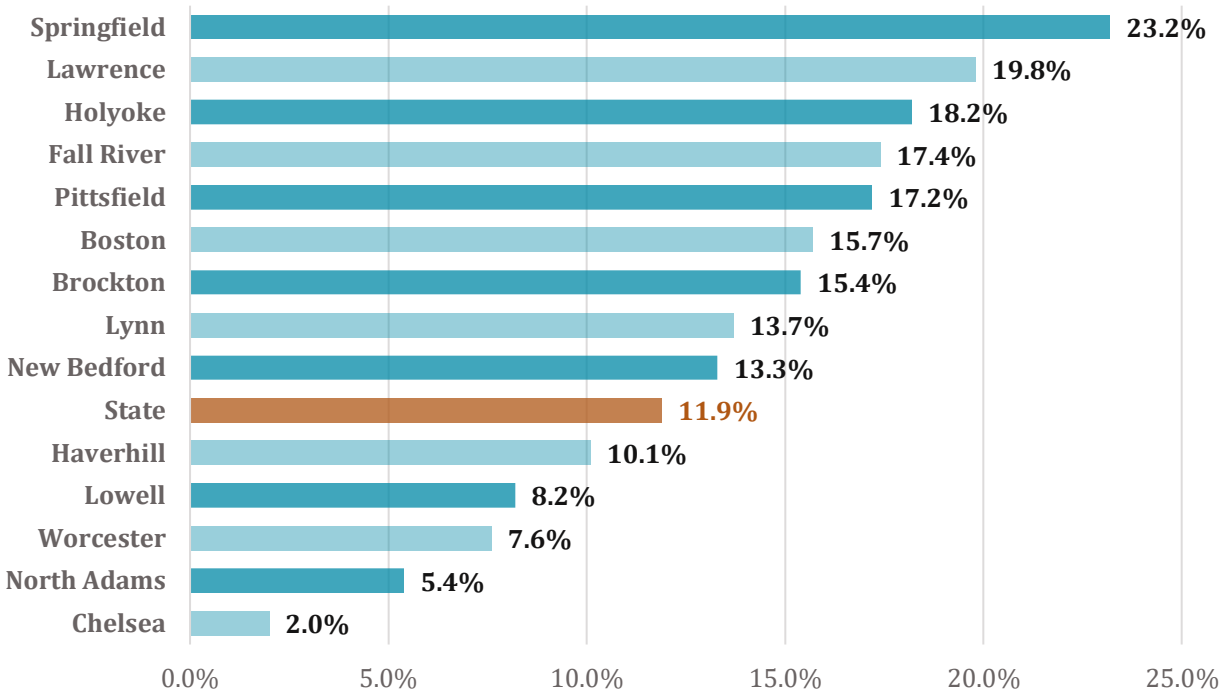
Source: 2016-2020 American Community Survey 5-Year Estimate

Figure B2: Unemployment Rates, September 2022



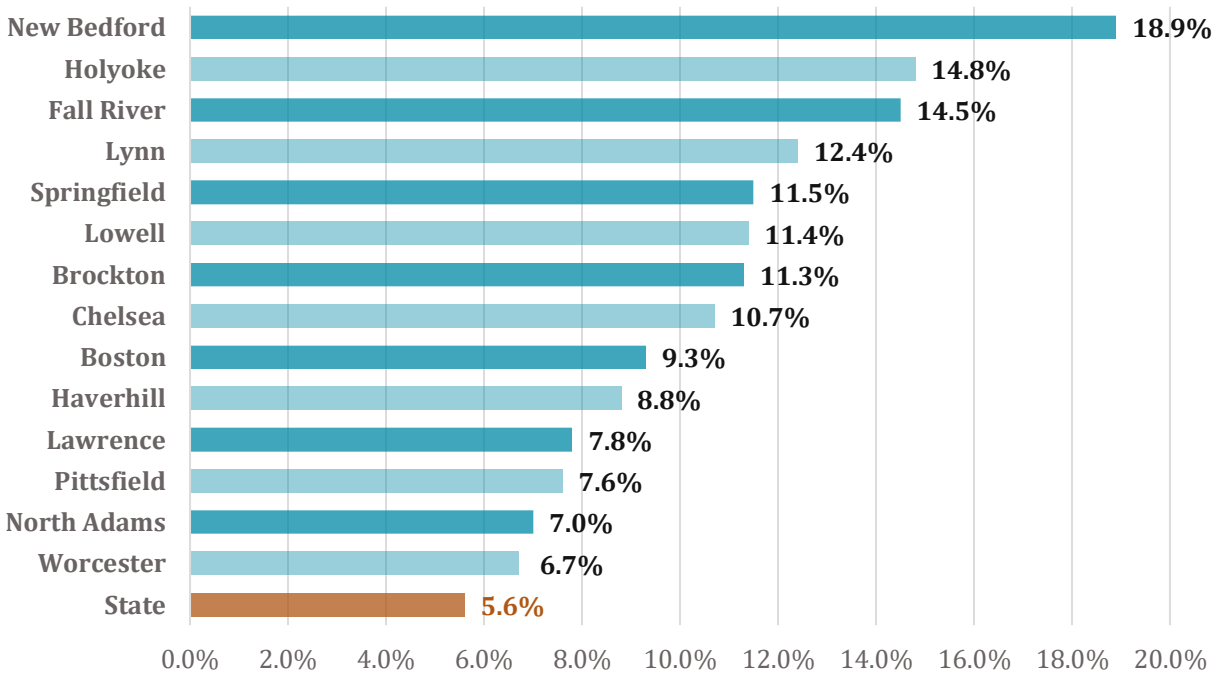
Source: Executive Office of Labor and Workforce Development,
<https://lmi.dua.eol.mass.gov/lmi/LaborForceAndUnemployment/TownComparison>

Figure B3: Estimated Unemployment Rate, Ages 16-24, 2016-2020



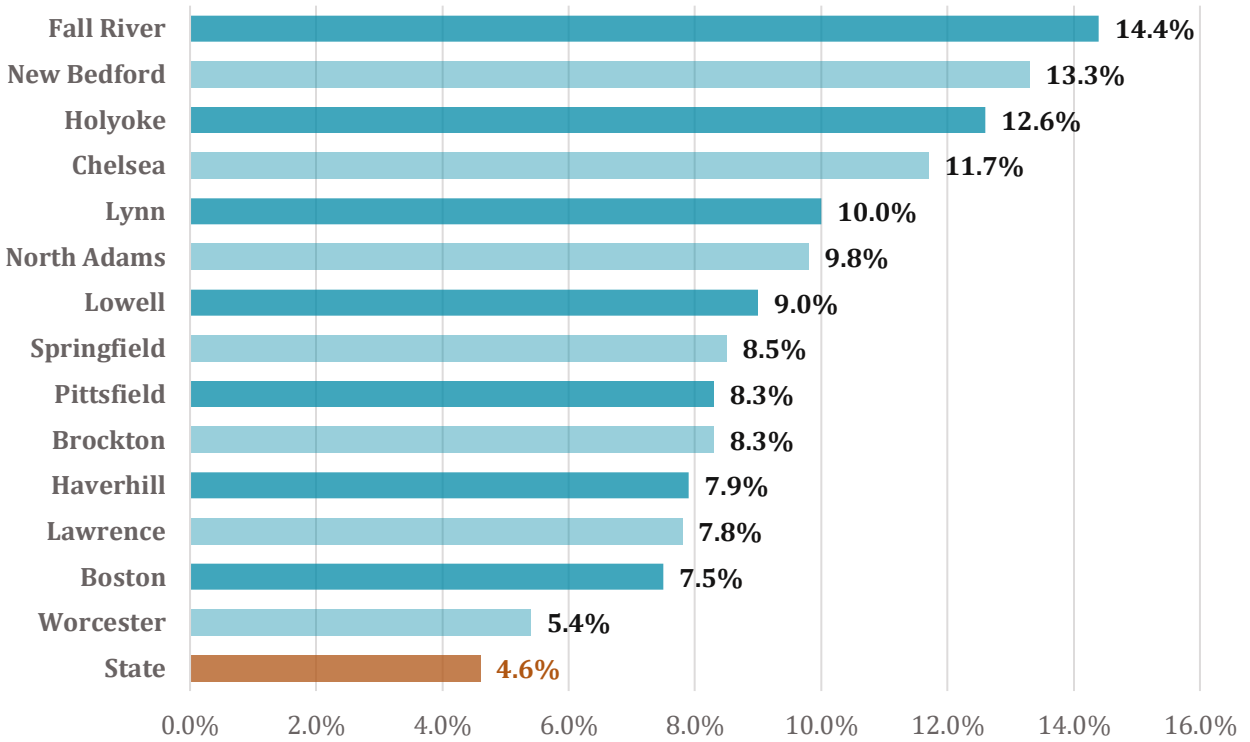
Source: 2016-2020 American Community Survey Five-Year Estimate

Figure B4: Male Drop Out Rate in SSI Cities, 2021



Source: MA DESE 2021 Graduation Rate Report (DISTRICT) Male: Four-Year Graduation Rate; % Dropped Out (<http://profiles.doe.mass.edu/statereport/gradrates.aspx>)

Figure B5: Drop Out Rate in SSYI Cities, 2021



Source: MA DESE 2021 Graduation Rate Report (DISTRICT) for All Students: Four-Year Graduation Rate; % Dropped Out (<http://profiles.doe.mass.edu/statereport/gradrates.aspx>)

Table B1: 2007 to 2019 Violent Crime Rate (per 100,000)

Agency	2009	2010	2011	2012	2013	2014	2015	2016	2017	2018	2019	2020	2021
Boston	992	904	845	835	782	726	707	707	669	622	607	644	593
Brockton	1,247	1,161	1,229	1,143	1,231	1,052	991	1,081	955	905	821	712	640
Chelsea	1,675	1,774	1,743	1,852	1,223	1,112	1,080	923	778	676	667	613	748
Fall River	1,183	1,224	1,218	1,063	1,059	1,167	1,141	1,093	989	1,014	868	829	909
Haverhill	542	575	591	675	670	698	542	593	618	559	524	449	558
Holyoke	987	1,196	1,007	949	1,042	967	948	1,070	1,083	966	859	946	968
Lawrence	712	826	994	1,011	997	1,094	879	741	723	619	674	402	407
Lowell	1,044	1,128	742	539	572	546	435	342	289	324	363	301	321
Lynn	901	847	885	821	889	777	777	772	715	595	492	413	440
New Bedford	1,310	1,223	1,143	1,073	1,093	1,258	N/A	866	666	634	664	550	609
North Adams	819	942	N/A	705	984	557	1,079	N/A	1490	777	563	663	1064
Pittsfield	662	628	598	426	252	444	654	790	881	842	710	776	633
Springfield	1,263	1,367	1,027	1,039	1,092	1,091	1,073	1,032	874	989	905	949	934
Worcester	1,010	973	988	959	955	965	887	890	727	683	630	566	582

Notes:

1. Crime rates for 2009 through 2019 are from the U.S. Department of Justice, Federal Bureau of Investigation publication, *Crime in the United States* reports (<https://www.fbi.gov/how-we-can-help-you/need-an-fbi-service-or-more-information/ucr/publications>)
2. For 2020 and 2021, violent crime rates were calculated by dividing violent crime incidents by city population. Violent crime incidents were from the U.S. Department of Justice, Federal Bureau of Investigation Crime Data Explorer (<https://crime-data-explorer.app.cloud.gov/pages/explorer/crime/crime-trend>). The city populations were from the U.S. Census Bureau QuickFacts. (<https://www.census.gov/quickfacts/fact/table/US/PST045221>)

Appendix C: Key Performance Indicators

Table C1: Number of Unduplicated Eligible Youth, FY22

City	Number of Unduplicated Youth
	FY22
Boston	225
Brockton	101
Chelsea	170
Fall River	83
Haverhill	82
Holyoke	149
Lawrence	150
Lowell	177
Lynn	152
New Bedford	135
North Adams	38
Pittsfield	84
Springfield	218
Worcester	117
Total	1,881

Table C2: Number of Contact Events, FY22

City	Number of Contact Events
	FY22
Boston	4,292
Brockton	382
Chelsea	5,218
Fall River	1,069
Haverhill	1,880
Holyoke	3,208
Lawrence	967
Lowell	3,008
Lynn	2,568
New Bedford	1,365
North Adams	767
Pittsfield	1,818
Springfield	4,470
Worcester	1,192
Total	30,324

Table C3: Number of Case Management/Enrolled Individuals, FY22

City	Number of Case Management/ Enrolled Individuals
	FY22
Boston	133
Brockton	40
Chelsea	96
Fall River	35
Haverhill	49
Holyoke	102
Lawrence	53
Lowell	79
Lynn	53
New Bedford	33
North Adams	25
Pittsfield	53
Springfield	163
Worcester	49
Total	963

Table C4: Number of Individuals Who Received Education Support, FY22

City	Individuals Receiving Education Support
	FY22
Boston	54
Brockton	18
Chelsea	46
Fall River	11
Haverhill	58
Holyoke	48
Lawrence	27
Lowell	114
Lynn	30
New Bedford	45
North Adams	15
Pittsfield	10
Springfield	81
Worcester	7
Total	564

Table C5: Number of Individuals Receiving Occupational Training/Employment Support, FY22

City	Individuals Receiving Occupational Training/Employment Support
	FY22
Boston	84
Brockton	28
Chelsea	30
Fall River	24
Haverhill	59
Holyoke	19
Lawrence	55
Lowell	113
Lynn	26
New Bedford	39
North Adams	17
Pittsfield	31
Springfield	63
Worcester	34
Total	622

Table C6: Number of Individuals Who Received Behavioral Health Support, FY22

City	Individuals Receiving Behavioral Health Support
	FY22
Boston	71
Brockton	11
Chelsea	88
Fall River	24
Haverhill	57
Holyoke	77
Lawrence	67
Lowell	115
Lynn	54
New Bedford	34
North Adams	13
Pittsfield	31
Springfield	151
Worcester	21
Total	814

Table C7: Number of Individuals Who Received Any SSYI Services, FY22

City	Individuals Receiving Any SSYI Services
	FY22
Boston	139
Brockton	63
Chelsea	112
Fall River	50
Haverhill	67
Holyoke	108
Lawrence	98
Lowell	127
Lynn	69
New Bedford	78
North Adams	30
Pittsfield	67
Springfield	182
Worcester	101
Total	1,291

**Safe and Successful Youth Initiative Legislative Report:
February 2023**

Prepared for the Executive Office of Health and Human Services
by ForHealth Consulting at UMass Chan Medical School,
In Collaboration with the Executive Office of Health and Human Services and the SSYI and
SSYI Human Trafficking Grantees

For more information regarding the Safe and Successful Youth Initiative, please contact:
Glenn Daly, Director, Office of Children, Youth and Families,
Massachusetts Executive Office of Health and Human Services, glenn.daly@mass.gov